

**Anne Shin, Assistant Superintendent of
Educational Services**

**Deb Brill, Summer School Principal
Executive Director of Student Services**

Summer School 2021-22

BOE Presentation
August 16, 2022



Summer School Program Components




Special Education - ESY

- Preschool Classroom
- Elementary Classroom
- Middle School Classroom
- High School/Transition Classroom



Special Education - Enrichment

- Grades 4/5 Classroom
 - Grades 7/8 Classroom
- 

The slide features a white background with several decorative elements: a large dark grey star in the top left, a large orange star in the top right, a large dark red star in the bottom right, and a large light grey star in the middle left. Scattered throughout are small yellow and orange dots.

Summer School Program Components (cont'd)

English Language Development

- Grades 4-6 Classroom
- Grades 7/8 Classroom

Summer Connections- Social Emotional Focus

- Grade 4/5 Classroom
- Grade 6-8 Classroom



High School Credit Recovery

In Person

- 2 Math Classrooms, with all levels offered
- 1 Social Studies Classroom (World History, US History, Government, Economics)
- 1 English Classroom, all levels offered





CyberHigh

- Wide Range of Classes Offered
 - In-School Support Daily 8:30am-12:30pm
- 



Summer School Strategies for Success

- Relationship-building
 - Clarity related to attendance procedures
 - Attendance follow-up meetings with students and reach out to families
 - Multiple adults checking in and following-up
- 
- 



Student Enrollment & Grades



Elementary Summer Program


Class	Grade Range	Students
ELD	4-6	17
SEL	4-5	16
RSP	4-5	8
Preschool	PS	7
ESY	K-5	7

Middle School Summer Program

Class	Grade Range	Students
ELD	7-8	17
SEL	6-8	20
RSP	6-8	7
ESY	5-8	10

High School Summer Program

Class	Grade Range	Students
ESY HS and Transition	9-14	7






Student Enrollment & Grades



AHS	2021-22 Fall			2021 -22 Spring		
Department	Enrollment Total	D/F	%	Enrollment Total	D/F	%
English	1109	22	1.98	1128	25	2.21
World Language	677	23	3.39	718	28	3.89
Math	1079	83	7.69	1158	105	9.06
Science	978	23	2.35	1006	49	4.9
Social Science	1361	36	2.64	1227	42	3.4
Physical Education	599	59	9.84	614	51	8.30






Student Enrollment & Grades



AHS	2021-22 Fall			2021 -22 Spring		
Student Group	Student Total	D/F	%	Student Total	D/F	%
Grade 9	288	149	51.7	293	116	39.6
Grade 10	291	100	34.3	274	106	38.6
Grade 11	307	85	27.7	273	91	33.3
Grade 12	281	49	17.4	287	54	18.8
English Learners	135	8	5.9	135	11	8.1
Students w/Disabilities	89	10	11.2	89	10	11.2
Socio-Economically Disadvantaged	273	27	9.9	273	57	21






Student Enrollment & Grades



AHS	2021-22 Fall			2021 -22 Spring		
Student Group	Student Total	D/F	%	Student Total	D/F	%
Alaskan/Amer.. Indian	N/A	N/A	N/A	1	0	0
Asian/Pacific Islander/ Filipino	312	49	15.7	319	13	4.07
Black/AA	44	23	52.2	45	7	15.5
Hispanic/Latinx	173	61	35.3	178	23	12.9
Two or More Races	177	31	17.5	182	11	6.04
White	360	53	14.7	365	8	2.2
Intentionally Left Blank	89	25	28	99	9	9.1



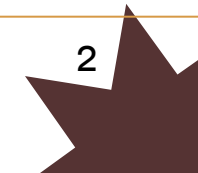


High School Student Credit Recovery



Course	Student Total	Course	Student Total
English 1	5	Math 3	0
English 2	3	Economics	0
English 3	2	US Government	0
Math 1	22	US History	2
Math 2	6	World History	7

Cyber High Course	Total Enrollment	Cyber High Course	Total Enrollment
Math 1A/1B	12	English 1A/1B	4
Math 2A/2B	4	English 2A/2B	4
Math 3A/3B	3	US History	3
Earth Science	1	World History	2






Student Enrollment & Grades

Grades Recovered	Students	Math	English	Social Science
In-Person	44	28	10	6
Cyber High	2	1	1	0



Cyber High Stats:

- 36 students enrolled in Cyber High
 - 23 students engaged
 - 56,788 minutes students engaged
 - 2469 average minutes students engaged
 - 4 students making progress toward completion
- 



Recommendations for Summer School 2023



- Flexible in-person requirement with CyberHigh
- Continue hybrid of in person and online options for credit recovery
- Summer School Counselor
- Stipends for the High School Counselors to be the point person for enrolling their caseload of students
- Integrated academic support bridge program, not just resource students
 - Reading Program
 - Math Program



Thank you!

Deb Brill

Summer School Principal

Executive Director of Student Services