

Albany Aquatic Center Financial Report

Board of Education

November 14, 2023

Historical Income Statements

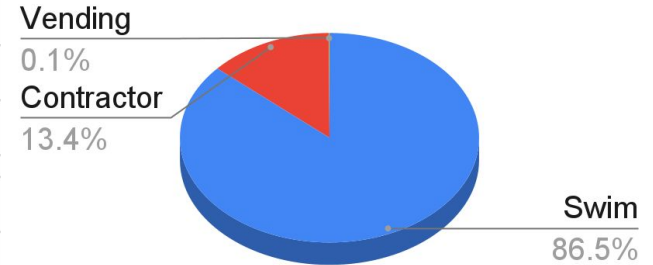
	Actuals												(Current Projection)
	2011-12	2012-13	2013-14	2014-15	2015-16	2016-17	2017-18	2018-19	2019-20	2020-21	2021-22	2022-23	2023-24
Revenue	301,850	882,162	812,089	754,267	781,346	841,705	768,312	801,917	563,272	320,161	440,878	1,325,277	1,400,000
Expenses													
Salaries and benefits	244,153	489,290	525,811	530,519	538,056	605,010	632,934	635,332	617,594	282,662	435,827	747,009	926,665
Supplies	38,936	60,691	58,428	72,101	52,713	62,090	59,580	58,726	50,507	27,044	48,383	45,301	65,567
Utilities	31,608	82,303	80,396	66,124	93,317	115,361	133,452	102,342	62,828	84,361	159,309	218,075	218,061
Maintenance and repair	-	-	30,796	3,655	2,450	2,037	32,135	56,190	74,691	22,808	60,908	49,624	71,882
Other operating Exp	24,199	49,101	57,037	72,060	55,115	21,525	21,926	9,894	9,150	11,810	3,687	14,164	27,825
Total Expenditures	338,896	681,385	752,468	744,459	741,651	806,023	880,027	862,484	814,770	428,685	708,114	1,074,173	1,310,000
Net Income(Loss)	(37,046)	200,777	59,621	9,808	39,695	35,682	(111,715)	(60,567)	(251,498)	(108,524)	(267,236)	251,104	90,000
General Fund Contribution	37,046	-	-	-	-	-	-	-	130,000	104,872	267,236	-	-
Transfer for future maintenance	-	-	-	-	-	-	(24,000)	(24,150)	-	-	-	(251,104)	-
Beg. Fund Balance	-	-	200,777	260,397	270,205	309,900	345,582	209,867	125,150	3,652	-	-	-
Ending Fund Balance	-	200,777	260,398	270,205	309,900	345,582	209,867	125,150	3,652	-	-	-	-

FY 2022-23

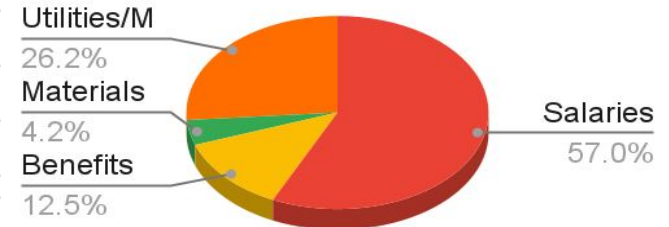
DESCRIPTION	TOTAL REVENUE
Swim Lessons/POS/Passes	\$1,146,308
Contractors Fee	\$177,800
Vending Machines and Locker Fees	\$1,169
Total Revenue	\$1,325,277

DESCRIPTION	TOTAL EXPENSES
Salaries	\$612,600
Benefits	\$134,409
Materials & Supplies	\$45,301
Utilities/Maintenance/Licenses/Other	\$281,863
Total Expenditures	\$1,074,173
Net Income	\$251,104

Total Revenue

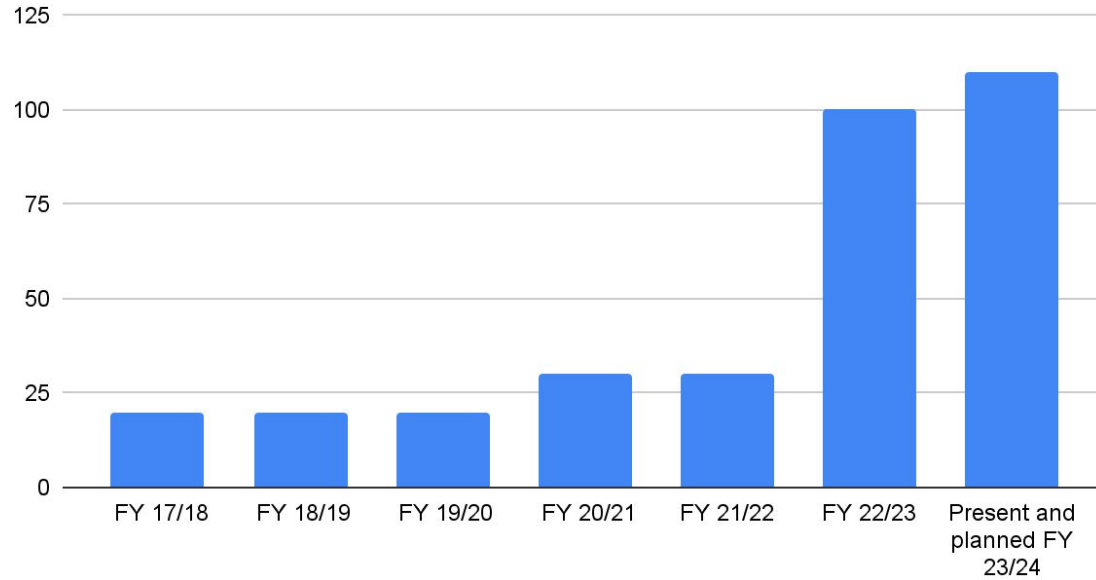


Total Expenses

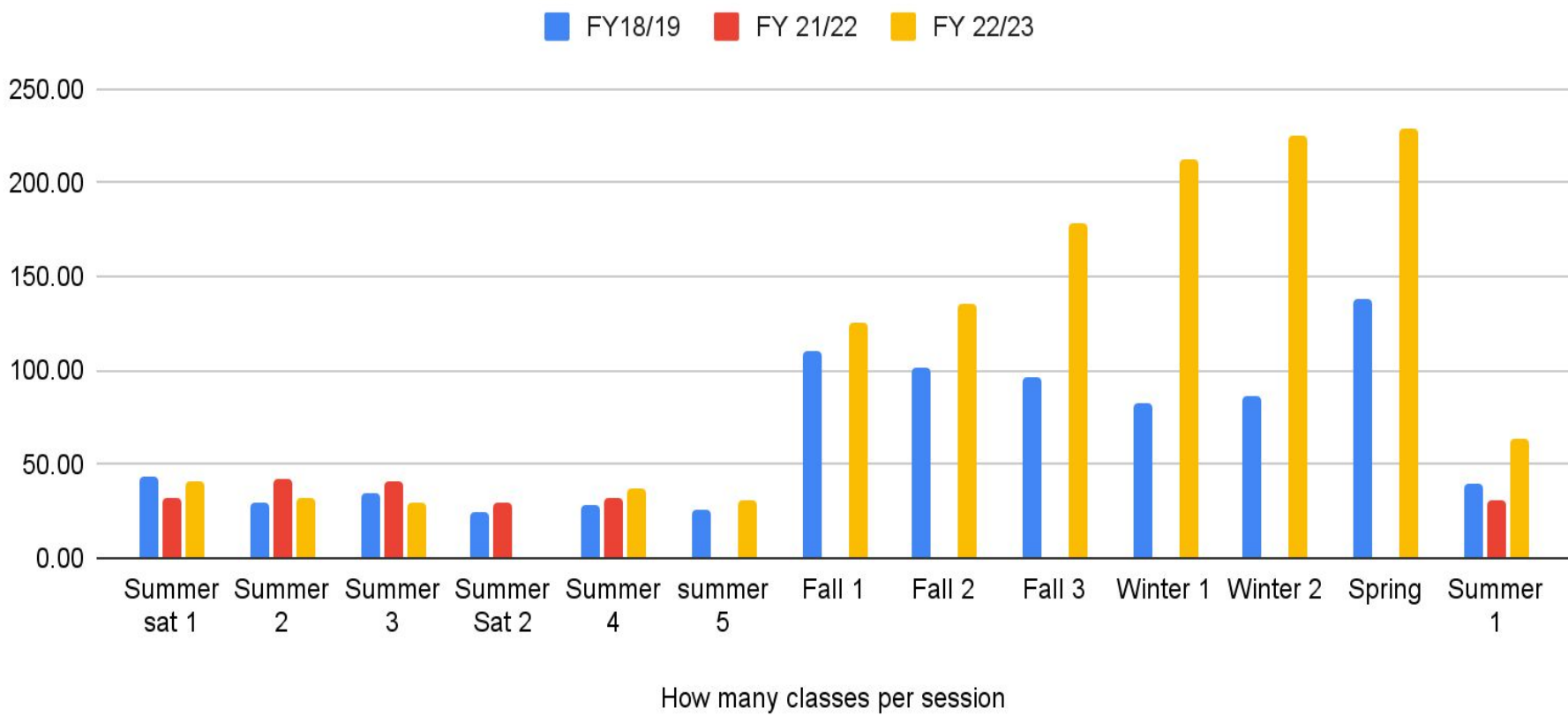


More lifeguards lead to more programs and greater revenue!

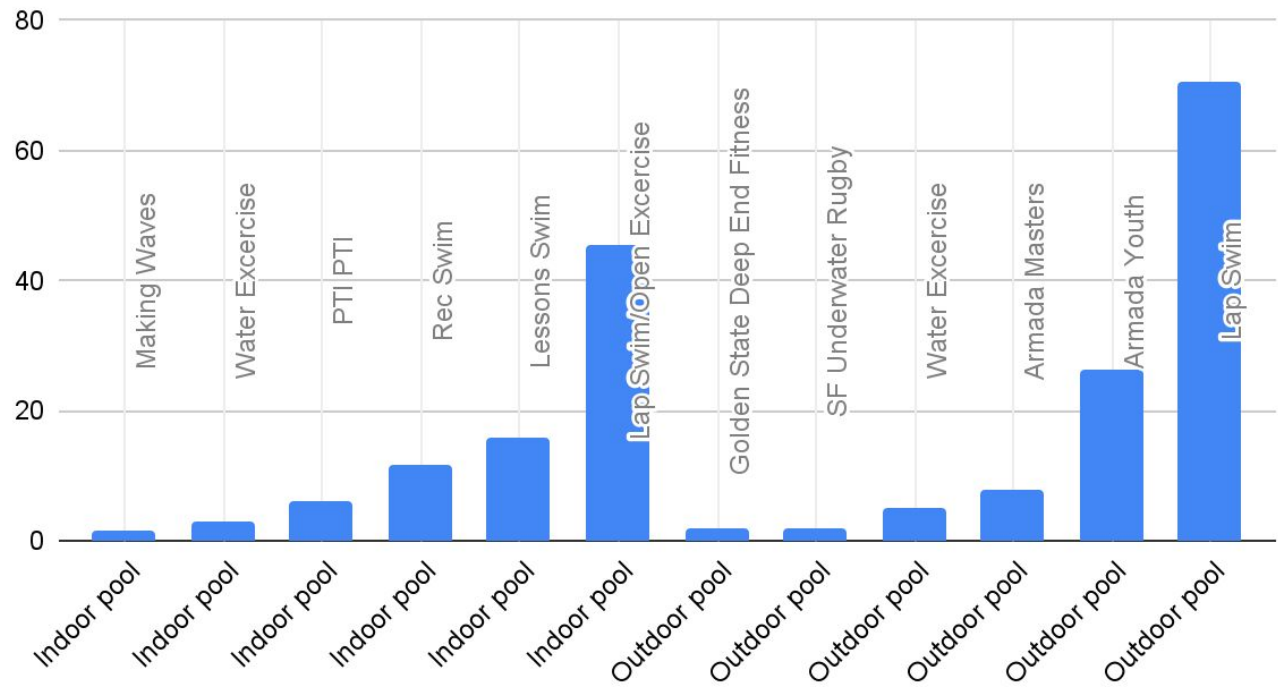
Total number of Lifeguard's taught at AAC



FY18/19, FY 21/22 and FY 22/23



Pool hourly use 22/23



Swim Lessons/Lap Swim brings in 86% of total revenue

Albany Aquatic Center

Projected FY 23/24

Description	Total Revenue
Swim Lessons/POS/Passes	\$1,175,000
Contractors Fees	\$225,000
Total Revenue	\$1,400,000
Description	Total Expenses
Salaries/Benefits	\$926,665
Supplies	\$65,567
Utilities	\$218,061
Maintenance and repair	\$71,882
Other operating expenditures	\$27,825
Total expenditures	\$1,310,000
Net Income	\$90,000

Anticipated expenditures (budgeted):

- Repair and make fully operational our HVAC system for the indoor pool, \$34,000 est. This will allow the heat from the air, to heat the pool water.
- Replace CO2 tank: This tank makes it easier to regulate the pool PH by using compressed liquid CO2 to lower the PH and keep the alkalinity steady. \$16,000 est.

Long term expenditures/repairs

Replaster the outdoor pool \$250,000+

- Pool shells last between 8-15 years
- The Aquatic Center is now 12 years old



Questions?

