



Customer Service  
PO Box 11813  
Harrisburg, PA 17108-1813

## ACCOUNT STATEMENT

For the Month Ending  
**March 31, 2025**

### City of Albany

#### Client Management Team

**Monique Spyke**

Managing Director  
1 California Street Ste. 1000  
San Francisco, CA 94111-5411  
415-393-7270  
spykem@pfmam.com

**Kyle Tanaka**

Assistant Program Administrator  
633 W 5th St., 25th Floor  
Los Angeles, CA 90071  
213-500-8694  
tanakak@pfmam.com

**Jeremy King**

Key Account Manager  
213 Market Street  
Harrisburg, PA 17101-2141  
1-800-729-7665  
kingj@pfmam.com

**Rachael Miller**

Client Consultant  
213 Market Street  
Harrisburg, PA 17101-2141  
1-800-729-7665  
millerr@pfmam.com

#### Contents

Cover/Disclosures  
Summary Statement  
Individual Accounts

#### Accounts included in Statement

		Albany CA CAMP
		Albany CA Liquidity

#### Important Messages

CAMP will be closed on 04/18/2025 for Good Friday.

CITY OF ALBANY  
CASSONDRA MURPHY  
1000 SAN PABLO AVE  
ALBANY, CA 94706

Online Access [www.camponline.com](http://www.camponline.com)

Customer Service 1-800-729-7665



## Account Statement

For the Month Ending **March 31, 2025**

### Important Disclosures

#### Important Disclosures

This statement is for general information purposes only and is not intended to provide specific advice or recommendations. PFM Asset Management ("PFMAM") is a division of U.S. Bancorp Asset Management, Inc. ("USBAM"), a SEC-registered investment adviser. USBAM is direct subsidiary of U.S. Bank National Association ("U.S. Bank") and an indirect subsidiary of U.S. Bancorp. U.S. Bank is not responsible for and does not guarantee the products, services or performance of PFMAM. PFMAM maintains a written disclosure statement of our background and business experience. If you would like to receive a copy of our current disclosure statement, please contact Service Operations at the address below.

**Proxy Voting** PFMAM does not normally receive proxies to vote on behalf of its clients. However, it does on occasion receive consent requests. In the event a consent request is received the portfolio manager contacts the client and then proceeds according to their instructions. PFMAM's Proxy Voting Policy is available upon request by contacting Service Operations at the address below.

**Questions About an Account** PFMAM's monthly statement is intended to detail our investment advisory activity as well as the activity of any accounts held by clients in pools that are managed by PFMAM. The custodian bank maintains the control of assets and executes (i.e., settles) all investment transactions. The custodian statement is the official record of security and cash holdings and transactions. PFMAM recognizes that clients may use these reports to facilitate record keeping and that the custodian bank statement and the PFMAM statement should be reconciled and differences resolved. Many custodians use a settlement date basis which may result in the need to reconcile due to a timing difference.

**Account Control** PFMAM does not have the authority to withdraw funds from or deposit funds to the custodian outside the scope of services provided by PFMAM. Our clients retain responsibility for their internal accounting policies; implementing and enforcing internal controls and generating ledger entries or otherwise recording transactions.

**Market Value** Generally, PFMAM's market prices are derived from closing bid prices as of the last business day of the month as supplied by ICE Data Services. There may be differences in the values shown for investments due to accrued but uncollected income and the use of differing valuation sources and methods. Non-negotiable FDIC-insured bank certificates of deposit are priced at par. Although PFMAM believes the prices to be reliable, the values of the securities may not represent the prices at which the securities could have been bought or sold. Explanation of the valuation methods for a registered investment company or local government investment program is contained in the appropriate fund offering documentation or information statement.

**Amortized Cost** The original cost of the principal of the security is adjusted for the amount of the periodic reduction of any discount or premium from the purchase date until the date of the report. Discount or premium with respect to short term securities (those with less than one year to maturity at time of issuance) is amortized on a straightline basis. Such discount or premium with respect to longer term securities is amortized using the constant yield basis.

**Tax Reporting** Cost data and realized gains / losses are provided for informational purposes only. Please review for accuracy and consult your tax advisor to determine the tax consequences of your security transactions. PFMAM does not report such information to the IRS or other taxing authorities and is not responsible for the accuracy of such information that may be required to be reported to federal, state or other taxing authorities.

**Financial Situation** In order to better serve you, PFMAM should be promptly notified of any material change in your investment objective or financial situation.

**Callable Securities** Securities subject to redemption prior to maturity may be redeemed in whole or in part before maturity, which could affect the yield represented.

**Portfolio** The securities in this portfolio, including shares of mutual funds, are not guaranteed or otherwise protected by PFMAM, the FDIC (except for certain non-negotiable certificates of deposit) or any government agency. Investment in securities involves risks, including the possible loss of the amount invested. Actual settlement values, accrued interest, and amortized cost amounts may vary for securities subject to an adjustable interest rate or subject to principal paydowns. Any changes to the values shown may be reflected within the next monthly statement's beginning values.

**Rating** Information provided for ratings is based upon a good faith inquiry of selected sources, but its accuracy and completeness cannot be guaranteed.

Shares of some local government investment programs and TERM funds are distributed by representatives of USBAM's affiliate, U.S. Bancorp Investments, Inc. which is registered with the SEC as a broker/dealer and is a member of the Financial Industry Regulatory Authority ("FINRA") and the Municipal Securities Rulemaking Board ("MSRB"). You may reach the FINRA by calling the FINRA Hotline at 1-800-289-9999 or at the FINRA website address <https://www.finra.org/investors/investor-contacts>. A brochure describing the FINRA Regulation Public Disclosure Program is also available from FINRA upon request.

#### Key Terms and Definitions

**Dividends** on local government investment program funds consist of interest earned, plus any discount ratably amortized to the date of maturity, plus all realized gains and losses on the sale of securities prior to maturity, less ratably amortization of any premium and all accrued expenses to the fund. Dividends are accrued daily and may be paid either monthly or quarterly. The monthly earnings on this statement represent the estimated dividend accrued for the month for any program that distributes earnings on a quarterly basis. There is no guarantee that the estimated amount will be paid on the actual distribution date.

**Current Yield** is the net change, exclusive of capital changes and income other than investment income, in the value of a hypothetical fund account with a balance of one share over the seven-day base period including the statement date, expressed as a percentage of the value of one share (normally \$1.00 per share) at the beginning of the seven-day period. This resulting net change in account value is then annualized by multiplying it by

365 and dividing the result by 7. The yields quoted should not be considered a representation of the yield of the fund in the future, since the yield is not fixed. **Average maturity** represents the average maturity of all securities and investments of a portfolio, determined by multiplying the par or principal value of each security or investment by its maturity (days or years), summing the products, and dividing the sum by the total principal value of the portfolio. The stated maturity date of mortgage backed or callable securities are used in this statement. However the actual maturity of these securities could vary depending on the level or prepayments on the underlying mortgages or whether a callable security has or is still able to be called.

**Monthly distribution yield** represents the net change in the value of one share (normally \$1.00 per share) resulting from all dividends declared during the month by a fund expressed as a percentage of the value of one share at the beginning of the month. This resulting net change is then annualized by multiplying it by 365 and dividing it by the number of calendar days in the month.

**YTM at Cost** The yield to maturity at cost is the expected rate of return, based on the original cost, the annual interest receipts, maturity value and the time period from purchase date to maturity, stated as a percentage, on an annualized basis.

**YTM at Market** The yield to maturity at market is the rate of return, based on the current market value, the annual interest receipts, maturity value and the time period remaining until maturity, stated as a percentage, on an annualized basis.

**Managed Account** A portfolio of investments managed discretely by PFMAM according to the client's specific investment policy and requirements. The investments are directly owned by the client and held by the client's custodian.

**Unsettled Trade** A trade which has been executed however the final consummation of the security transaction and payment has not yet taken place.

Please review the detail pages of this statement carefully. If you think your statement is wrong, missing account information, or if you need more information about a transaction, please contact PFMAM within 60 days of receipt. If you have other concerns or questions regarding your account, or to request an updated copy of PFMAM's current disclosure statement, please contact a member of your client management team at PFMAM Service Operations at the address below.

PFM Asset Management  
Attn: Service Operations  
213 Market Street  
Harrisburg, PA 17101

**NOT FDIC INSURED**

**NO BANK GUARANTEE**

**MAY LOSE VALUE**



## Consolidated Summary Statement

## Account Statement

For the Month Ending March 31, 2025

City of Albany

Portfolio Summary			
Portfolio Holdings	Cash Dividends and Income	Closing Market Value	Current Yield
CAMP Pool	31,503.23	8,261,868.72	4.47 %
CAMP Managed Account	117,780.13	29,029,567.62	* N/A
<b>Total</b>	<b>\$149,283.36</b>	<b>\$37,291,436.34</b>	

\* Not Applicable

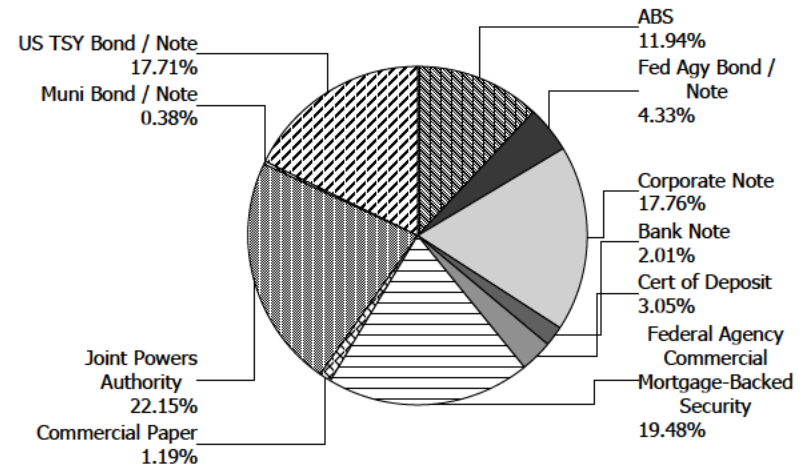
Investment Allocation		
Investment Type	Closing Market Value	Percent
Asset-Backed Security	4,452,333.19	11.94
Federal Agency Bond / Note	1,615,878.10	4.33
Corporate Note	6,624,499.39	17.76
Bank Note	748,121.25	2.01
Certificate of Deposit	1,136,893.67	3.05
Federal Agency Commercial Mortgage-Backed Se	7,262,514.56	19.48
Commercial Paper	444,845.70	1.19
Joint Powers Authority	8,261,868.72	22.15
Municipal Bond / Note	141,463.84	0.38
U.S. Treasury Bond / Note	6,603,017.92	17.71
<b>Total</b>	<b>\$37,291,436.34</b>	<b>100.00%</b>

### Maturity Distribution (Fixed Income Holdings)

Portfolio Holdings	Closing Market Value	Percent
Under 30 days	8,261,868.72	22.15
31 to 60 days	0.00	0.00
61 to 90 days	0.00	0.00
91 to 180 days	868,072.15	2.33
181 days to 1 year	789,757.60	2.12
1 to 2 years	5,032,713.54	13.50
2 to 3 years	6,512,934.88	17.46
3 to 4 years	10,146,063.38	27.21
4 to 5 years	5,680,026.07	15.23
Over 5 years	0.00	0.00
<b>Total</b>	<b>\$37,291,436.34</b>	<b>100.00%</b>

Weighted Average Days to Maturity 847

### Sector Allocation



**Account Statement**For the Month Ending **March 31, 2025****Consolidated Summary Statement**

City of Albany

<b>Account Number</b>	<b>Account Name</b>	<b>Opening Market Value</b>	<b>Purchases / Deposits</b>	<b>Redemptions / Sales / Maturities</b>	<b>Unsettled Trades</b>	<b>Change in Value</b>	<b>Closing Market Value</b>	<b>Cash Dividends and Income</b>
	Albany CA CAMP	29,805,834.67	3,377,507.35	(3,525,128.95)	0.00	35,726.67	29,693,939.74	120,557.27
	Albany CA Liquidity	7,568,770.51	28,726.09	0.00	0.00	0.00	7,597,496.60	28,726.09
<b>Total</b>		<b>\$37,374,605.18</b>	<b>\$3,406,233.44</b>	<b>(\$3,525,128.95)</b>	<b>\$0.00</b>	<b>\$35,726.67</b>	<b>\$37,291,436.34</b>	<b>\$149,283.36</b>



## Account Statement - Transaction Summary

For the Month Ending **March 31, 2025**

City of Albany - Albany CA CAMP - [REDACTED]

### CAMP Pool

Opening Market Value	253,318.54
Purchases	2,333,965.41
Redemptions	(1,922,911.83)
Unsettled Trades	0.00
Change in Value	0.00

**Closing Market Value** **\$664,372.12**

Cash Dividends and Income 2,777.14

### CAMP Managed Account

Opening Market Value	29,552,516.13
Purchases	1,043,541.94
Redemptions	(1,602,217.12)
Unsettled Trades	0.00
Change in Value	35,726.67

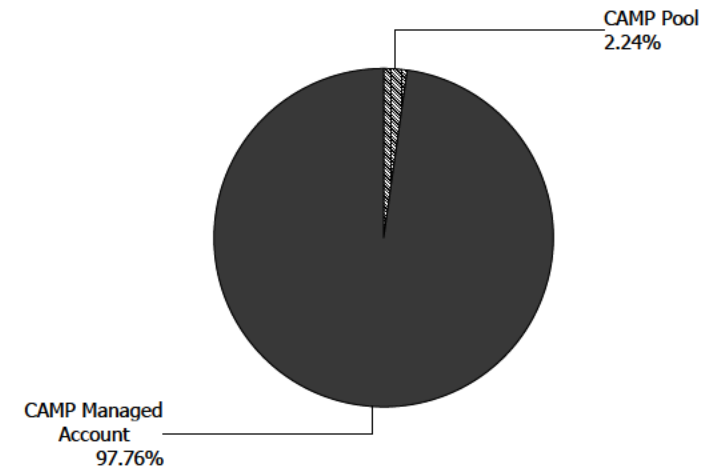
**Closing Market Value** **\$29,029,567.62**

Cash Dividends and Income 117,780.13

### Asset Summary

	<b>March 31, 2025</b>	<b>February 28, 2025</b>
<b>CAMP Pool</b>	664,372.12	253,318.54
<b>CAMP Managed Account</b>	29,029,567.62	29,552,516.13
<b>Total</b>	<b>\$29,693,939.74</b>	<b>\$29,805,834.67</b>

### Asset Allocation





## Managed Account Summary Statement

For the Month Ending **March 31, 2025**

City of Albany - Albany CA CAMP -

Transaction Summary - Money Market		Transaction Summary - Managed Account		Account Total	
<b>Opening Market Value</b>	<b>\$253,318.54</b>	<b>Opening Market Value</b>	<b>\$29,552,516.13</b>	<b>Opening Market Value</b>	<b>\$29,805,834.67</b>
Purchases	2,333,965.41	Maturities/Calls	(598,986.33)		
Redemptions	(1,922,911.83)	Principal Dispositions	(1,003,230.79)		
		Principal Acquisitions	1,043,541.94		
		Unsettled Trades	0.00		
		Change in Current Value	35,726.67		
<b>Closing Market Value</b>	<b>\$664,372.12</b>	<b>Closing Market Value</b>	<b>\$29,029,567.62</b>	<b>Closing Market Value</b>	<b>\$29,693,939.74</b>
Dividend	2,777.14				

### Earnings Reconciliation (Cash Basis) - Managed Account

Interest/Dividends/Coupons Received	73,429.28
Less Purchased Interest Related to Interest/Coupons	(1,589.75)
Plus Net Realized Gains/Losses	45,940.60
<b>Total Cash Basis Earnings</b>	<b>\$117,780.13</b>

### Cash Balance

<b>Closing Cash Balance</b>	<b>\$0.00</b>
-----------------------------	---------------

Earnings Reconciliation (Accrual Basis)	Managed Account	Total
Ending Amortized Value of Securities	28,800,406.88	29,464,779.00
Ending Accrued Interest	142,500.18	142,500.18
Plus Proceeds from Sales	1,004,288.38	2,927,200.21
Plus Proceeds of Maturities/Calls/Principal Payments	598,986.33	598,986.33
Plus Coupons/Dividends Received	72,371.69	72,371.69
Less Cost of New Purchases	(1,045,131.69)	(3,379,097.10)
Less Beginning Amortized Value of Securities	(29,330,798.70)	(29,584,117.24)
Less Beginning Accrued Interest	(123,456.04)	(123,456.04)
Dividends	0.00	2,777.14
<b>Total Accrual Basis Earnings</b>	<b>\$119,167.03</b>	<b>\$121,944.17</b>

### Cash Transactions Summary- Managed Account

Maturities/Calls	530,000.00
Sale Proceeds	1,004,288.38
Coupon/Interest/Dividend Income	72,371.69
Principal Payments	68,986.33
Security Purchases	(1,264,997.49)
Net Cash Contribution	(410,648.91)
Reconciling Transactions	0.00



## Portfolio Summary and Statistics

For the Month Ending **March 31, 2025**

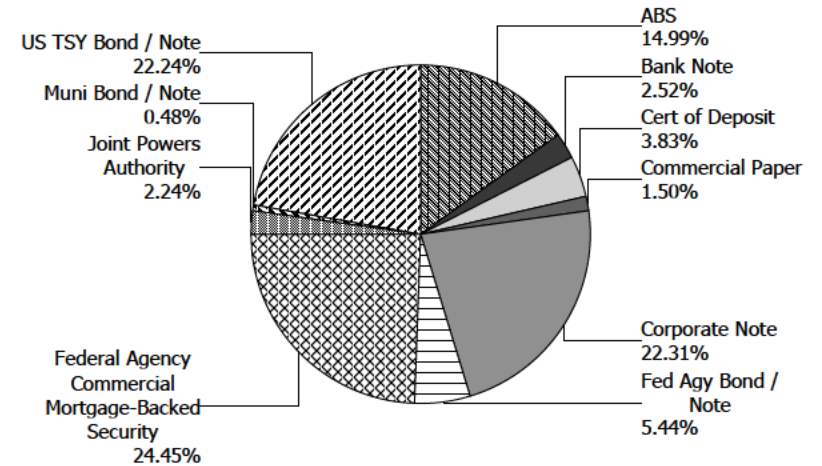
City of Albany - Albany CA CAMP - [REDACTED]

### Account Summary

Description	Par Value	Market Value	Percent
U.S. Treasury Bond / Note	6,840,000.00	6,603,017.92	22.24
Municipal Bond / Note	140,000.00	141,463.84	0.48
Federal Agency Commercial Mortgage-Backed Security	7,272,811.33	7,262,514.56	24.45
Federal Agency Bond / Note	1,665,000.00	1,615,878.10	5.44
Corporate Note	6,625,000.00	6,624,499.39	22.31
Commercial Paper	450,000.00	444,845.70	1.50
Certificate of Deposit	1,125,000.00	1,136,893.67	3.83
Bank Note	750,000.00	748,121.25	2.52
Asset-Backed Security	4,423,783.19	4,452,333.19	14.99
<b>Managed Account Sub-Total</b>	<b>29,291,594.52</b>	<b>29,029,567.62</b>	<b>97.76%</b>
Accrued Interest		142,500.18	
<b>Total Portfolio</b>	<b>29,291,594.52</b>	<b>29,172,067.80</b>	
CAMP Pool	664,372.12	664,372.12	2.24
<b>Total Investments</b>	<b>29,955,966.64</b>	<b>29,836,439.92</b>	<b>100.00%</b>

**Unsettled Trades**                      **0.00**                      **0.00**

### Sector Allocation



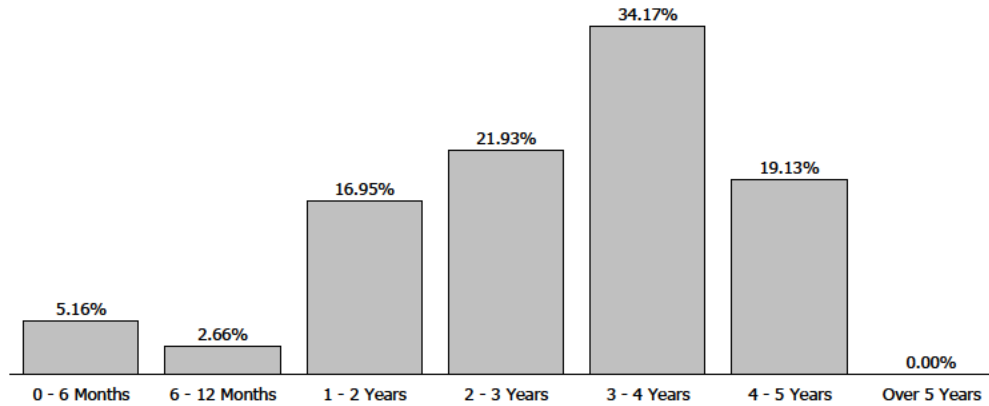


## Portfolio Summary and Statistics

For the Month Ending **March 31, 2025**

City of Albany - Albany CA CAMP - [REDACTED]

### Maturity Distribution



### Characteristics

Yield to Maturity at Cost	4.64%
Yield to Maturity at Market	4.35%
Weighted Average Days to Maturity	1089





## Managed Account Issuer Summary

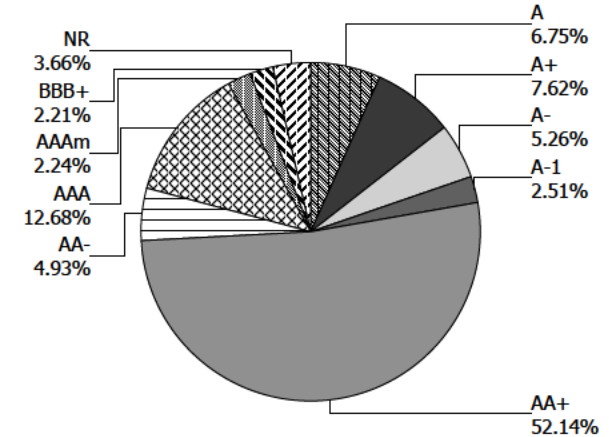
For the Month Ending March 31, 2025

City of Albany - Albany CA CAMP -

### Issuer Summary

Issuer	Market Value of Holdings	Percent
Accenture PLC	98,481.30	0.33
Ally Auto Receivables Trust	236,826.19	0.80
American Express Co	143,672.10	0.48
AstraZeneca PLC	101,387.20	0.34
BA Credit Card Trust	351,560.30	1.18
Bank of America Corp	736,657.20	2.48
Bank of Montreal	300,090.60	1.01
BlackRock Inc	30,429.87	0.10
BMW Vehicle Lease Trust	104,515.53	0.35
BP PLC	172,687.02	0.58
Bristol-Myers Squibb Co	287,351.61	0.97
California State University	141,463.84	0.48
CAMP Pool	664,372.12	2.24
Capital One Financial Corp	588,430.51	1.98
Caterpillar Inc	54,839.24	0.18
Chevron Corp	261,629.94	0.88
Cisco Systems Inc	420,167.58	1.41
Citigroup Inc	296,201.67	1.00
Cooperatieve Rabobank UA	679,398.62	2.29
Credit Agricole Group	251,344.75	0.85
Daimler Trucks Retail Trust	164,753.45	0.55
Discover Card Execution Note Trust	352,411.85	1.19
Eli Lilly & Co	181,435.81	0.61
Federal Farm Credit Banks Funding Corp	125,837.38	0.42
Federal Home Loan Banks	653,311.28	2.20
Federal Home Loan Mortgage Corp	7,790,827.96	26.23
Federal National Mortgage Association	308,416.04	1.04
Fifth Third Auto Trust	232,018.48	0.78
GM Financial Consumer Automobile Receiv	277,874.02	0.94
Goldman Sachs Group Inc	237,853.88	0.80
Groupe BPCE	255,105.25	0.86
Hershey Co	121,306.80	0.41

### Credit Quality (S&P Ratings)





## Managed Account Issuer Summary

For the Month Ending **March 31, 2025**

City of Albany - Albany CA CAMP - [REDACTED]

<b>Issuer</b>	<b>Market Value of Holdings</b>	<b>Percent</b>
Home Depot Inc	257,860.34	0.87
Honda Auto Receivables Owner Trust	55,660.11	0.19
Honda Motor Co Ltd	242,070.00	0.82
Hormel Foods Corp	70,624.89	0.24
Hyundai Auto Receivables Trust	237,354.94	0.80
Johnson & Johnson	304,444.86	1.03
JPMorgan Chase & Co	1,139,625.04	3.83
Lockheed Martin Corp	175,386.40	0.59
Morgan Stanley	798,564.10	2.69
National Australia Bank Ltd	513,121.92	1.73
National Rural Utilities Cooperative Fi	269,460.80	0.91
Nissan Auto Receivables Owner Trust	70,772.31	0.24
PACCAR Inc	221,534.72	0.75
PNC Financial Services Group Inc	242,104.25	0.82
State Street Corp	452,118.60	1.52
United States Treasury	6,603,017.92	22.23
Verizon Master Trust	225,070.31	0.76
Wells Fargo & Co	186,856.40	0.63
WF Card Issuance Trust	338,936.92	1.14
World Omni Auto Trust	666,695.52	2.25
<b>Total</b>	<b>\$29,693,939.74</b>	<b>100.00%</b>



## Managed Account Detail of Securities Held

For the Month Ending March 31, 2025

City of Albany - Albany CA CAMP - [REDACTED]

Security Type/Description Dated Date/Coupon/Maturity	CUSIP	Par	S&P Rating	Moody's Rating	Trade Date	Settle Date	Original Cost	YTM at Cost	Accrued Interest	Amortized Cost	Market Value
<b>U.S. Treasury Bond / Note</b>											
US TREASURY N/B DTD 07/02/2018 2.750% 06/30/2025	912828XZ8	50,000.00	AA+	Aaa	08/04/23	08/07/23	48,080.08	4.89	345.65	49,750.66	49,820.30
US TREASURY N/B DTD 07/02/2018 2.750% 06/30/2025	912828XZ8	325,000.00	AA+	Aaa	12/27/24	12/30/24	322,651.37	4.22	2,246.72	323,838.42	323,831.95
US TREASURY N/B DTD 08/17/2015 2.000% 08/15/2025	912828K74	50,000.00	AA+	Aaa	02/15/24	02/20/24	48,076.17	4.71	124.31	49,517.27	49,574.20
US TREASURY N/B DTD 09/03/2024 3.750% 08/31/2026	91282CLH2	225,000.00	AA+	Aaa	10/28/24	10/29/24	223,444.34	4.14	733.70	223,792.95	224,253.00
US TREASURY N/B DTD 02/15/2024 4.125% 02/15/2027	91282CKA8	425,000.00	AA+	Aaa	12/27/24	12/30/24	423,273.44	4.32	2,179.30	423,469.96	426,377.85
US TREASURY N/B DTD 03/15/2024 4.250% 03/15/2027	91282CKE0	200,000.00	AA+	Aaa	01/02/25	01/07/25	200,101.56	4.22	392.66	200,091.32	201,179.60
US TREASURY N/B DTD 06/30/2020 0.500% 06/30/2027	912828ZV5	390,000.00	AA+	Aaa	04/30/24	05/02/24	340,777.73	4.85	490.19	354,247.96	361,618.53
US TREASURY N/B DTD 07/15/2024 4.375% 07/15/2027	91282CKZ3	40,000.00	AA+	Aaa	01/16/25	01/17/25	40,054.69	4.32	367.40	40,050.48	40,392.20
US TREASURY N/B DTD 08/31/2020 0.500% 08/31/2027	91282CAH4	1,140,000.00	AA+	Aaa	08/01/24	08/02/24	1,024,174.22	4.04	495.65	1,048,033.54	1,050,937.50
US TREASURY N/B DTD 09/16/2024 3.375% 09/15/2027	91282CLL3	500,000.00	AA+	Aaa	10/01/24	10/03/24	497,910.16	3.52	779.55	498,247.30	493,750.00
US TREASURY N/B DTD 11/30/2020 0.625% 11/30/2027	91282CAY7	110,000.00	AA+	Aaa	12/28/23	12/29/23	97,027.73	3.90	230.43	101,185.74	100,920.71
US TREASURY N/B DTD 02/15/2018 2.750% 02/15/2028	9128283W8	800,000.00	AA+	Aaa	08/29/24	09/03/24	774,312.50	3.75	2,734.81	778,359.28	774,937.60
US TREASURY N/B DTD 08/02/2021 1.000% 07/31/2028	91282CCR0	95,000.00	AA+	Aaa	10/08/24	10/10/24	85,403.52	3.88	157.46	86,520.60	86,386.92
US TREASURY N/B DTD 08/31/2023 4.375% 08/31/2028	91282CHX2	500,000.00	AA+	Aaa	11/01/24	11/05/24	503,183.59	4.19	1,902.17	502,870.17	506,933.50



## Managed Account Detail of Securities Held

For the Month Ending March 31, 2025

City of Albany - Albany CA CAMP - [REDACTED]

Security Type/Description Dated Date/Coupon/Maturity	CUSIP	Par	S&P Rating	Moody's Rating	Trade Date	Settle Date	Original Cost	YTM at Cost	Accrued Interest	Amortized Cost	Market Value
<b>U.S. Treasury Bond / Note</b>											
US TREASURY N/B DTD 09/30/2021 1.250% 09/30/2028	91282CCY5	750,000.00	AA+	Aaa	12/02/24	12/05/24	673,271.48	4.18	25.61	679,254.75	684,639.00
US TREASURY N/B DTD 02/29/2024 4.250% 02/28/2029	91282CKD2	170,000.00	AA+	Aaa	11/08/24	11/12/24	170,591.02	4.16	628.26	170,542.31	171,826.14
US TREASURY N/B DTD 05/02/2022 2.875% 04/30/2029	91282CEM9	75,000.00	AA+	Aaa	10/09/24	10/10/24	71,780.27	3.91	905.39	72,091.64	71,982.45
US TREASURY N/B DTD 05/31/2022 2.750% 05/31/2029	91282CES6	170,000.00	AA+	Aaa	07/01/24	07/05/24	157,515.63	4.43	1,566.90	159,232.32	162,197.34
US TREASURY N/B DTD 05/31/2024 4.500% 05/31/2029	91282CKT7	250,000.00	AA+	Aaa	12/11/24	12/12/24	254,023.44	4.10	3,770.60	253,773.05	255,146.50
US TREASURY N/B DTD 11/30/2022 3.875% 11/30/2029	91282CFY2	55,000.00	AA+	Aaa	02/26/25	02/28/25	54,368.36	4.14	714.32	54,379.09	54,770.10
US TREASURY N/B DTD 11/30/2022 3.875% 11/30/2029	91282CFY2	145,000.00	AA+	Aaa	02/03/25	02/07/25	142,122.66	4.34	1,883.21	142,201.81	144,393.90
US TREASURY N/B DTD 01/31/2023 3.500% 01/31/2030	91282CGJ4	375,000.00	AA+	Aaa	03/03/25	03/04/25	365,522.46	4.07	2,175.41	365,658.86	367,148.63
<b>Security Type Sub-Total</b>		<b>6,840,000.00</b>					<b>6,517,666.42</b>	<b>4.11</b>	<b>24,849.70</b>	<b>6,577,109.48</b>	<b>6,603,017.92</b>
<b>Municipal Bond / Note</b>											
CA ST UNIV TRUSTEES - DTD 08/09/2023 4.594% 11/01/2027	13077DTD4	140,000.00	AA-	Aa2	07/20/23	08/09/23	140,000.00	4.59	2,679.83	140,000.00	141,463.84
<b>Security Type Sub-Total</b>		<b>140,000.00</b>					<b>140,000.00</b>	<b>4.59</b>	<b>2,679.83</b>	<b>140,000.00</b>	<b>141,463.84</b>
<b>Federal Agency Commercial Mortgage-Backed Security</b>											
FHMS K064 A2 DTD 05/01/2017 3.224% 03/01/2027	3137BXOY1	350,000.00	AA+	Aaa	08/16/23	08/18/23	330,148.44	4.94	940.33	339,071.69	343,314.65
FHMS K065 A2 DTD 07/01/2017 3.243% 04/01/2027	3137F1G44	140,000.00	AA+	Aaa	08/21/23	08/24/23	131,709.38	5.01	378.35	135,330.64	137,226.88



## Managed Account Detail of Securities Held

For the Month Ending March 31, 2025

City of Albany - Albany CA CAMP - [REDACTED]

Security Type/Description Dated Date/Coupon/Maturity	CUSIP	Par	S&P Rating	Moody's Rating	Trade Date	Settle Date	Original Cost	YTM at Cost	Accrued Interest	Amortized Cost	Market Value
Federal Agency Commercial Mortgage-Backed Security											
FHMS K065 A2 DTD 07/01/2017 3.243% 04/01/2027	3137F1G44	195,000.00	AA+	Aaa	08/16/23	08/18/23	183,856.05	4.93	526.99	188,752.00	191,137.44
FHMS K066 A2 DTD 08/01/2017 3.117% 06/01/2027	3137F2LJ3	310,000.00	AA+	Aaa	08/17/23	08/22/23	289,898.44	4.97	805.23	298,314.06	302,830.94
FHMS K505 A1 DTD 07/01/2023 4.612% 02/01/2028	3137HACZ7	318,160.99	AA+	Aaa	07/13/23	07/20/23	318,154.30	4.61	1,222.80	318,156.77	320,114.82
FHMS K743 A2 DTD 06/01/2021 1.770% 05/01/2028	3137H14B9	365,000.00	AA+	Aaa	08/10/23	08/15/23	319,460.55	4.68	538.38	334,975.73	338,508.30
FHMS KJ46 A1 DTD 07/01/2023 4.777% 06/01/2028	3137HAD45	256,621.41	AA+	Aaa	07/19/23	07/27/23	256,614.96	4.78	1,021.57	256,617.16	258,179.36
FHMS K505 A2 DTD 07/01/2023 4.819% 06/01/2028	3137HACX2	325,000.00	AA+	Aaa	07/13/23	07/20/23	328,246.10	4.59	1,305.15	327,128.71	329,381.65
FNA 2023-M6 A2 DTD 07/01/2023 4.182% 07/01/2028	3136BODE6	310,441.67	AA+	Aaa	07/18/23	07/31/23	305,178.71	4.58	1,081.78	306,938.90	308,416.04
FHMS KJ47 A1 DTD 09/01/2023 5.272% 08/01/2028	3137HAMN3	158,573.50	AA+	Aaa	09/19/23	09/28/23	158,572.71	5.27	696.67	158,573.01	161,500.14
FHMS K506 A2 DTD 09/01/2023 4.650% 08/01/2028	3137HAMH6	325,000.00	AA+	Aaa	09/07/23	09/14/23	320,192.28	4.99	1,259.38	321,565.88	327,940.93
FHMS K508 A2 DTD 10/01/2023 4.740% 08/01/2028	3137HAQ74	325,000.00	AA+	Aaa	10/11/23	10/19/23	317,870.80	5.25	1,283.75	319,808.96	328,848.97
FHMS K509 A2 DTD 10/01/2023 4.850% 09/01/2028	3137HAST4	250,000.00	AA+	Aaa	10/25/23	10/31/23	242,029.25	5.60	1,010.42	244,017.92	253,806.75
FHMS K507 A2 DTD 09/01/2023 4.800% 09/01/2028	3137HAMS2	300,000.00	AA+	Aaa	09/20/23	09/28/23	296,414.10	5.07	1,200.00	297,361.42	304,140.00
FHMS K510 A2 DTD 11/01/2023 5.069% 10/01/2028	3137HB3D4	120,000.00	AA+	Aaa	11/14/23	11/21/23	119,653.08	5.14	506.90	119,740.11	122,631.96
FHMS K511 A2 DTD 12/01/2023 4.860% 10/01/2028	3137HB3G7	150,000.00	AA+	Aaa	11/28/23	12/07/23	149,569.05	4.93	607.50	149,674.91	152,327.40



## Managed Account Detail of Securities Held

For the Month Ending March 31, 2025

City of Albany - Albany CA CAMP - [REDACTED]

Security Type/Description Dated Date/Coupon/Maturity	CUSIP	Par	S&P Rating	Moody's Rating	Trade Date	Settle Date	Original Cost	YTM at Cost	Accrued Interest	Amortized Cost	Market Value
<b>Federal Agency Commercial Mortgage-Backed Security</b>											
FHMS K514 A2 DTD 02/01/2024 4.572% 12/01/2028	3137HBLV4	350,000.00	AA+	Aaa	06/03/24	06/06/24	344,531.25	4.95	1,333.50	345,423.49	352,280.60
FHMS K521 AS FLOATING DTD 05/16/2024 4.856% 03/25/2029	3137HCTM4	324,658.63	AA+	Aaa	05/08/24	05/16/24	324,658.63	5.85	306.53	324,658.63	324,194.04
FHMS K519 AS FLOATING DTD 04/18/2024 4.824% 03/25/2029	3137HCKQ4	334,479.46	AA+	Aaa	04/09/24	04/18/24	334,479.46	5.81	313.77	334,479.46	334,004.17
FHMS K522 A2 DTD 06/01/2024 4.803% 05/01/2029	3137HDJJ0	340,000.00	AA+	Aaa	06/05/24	06/13/24	339,998.98	4.80	1,360.85	340,000.00	345,175.82
FHMS K528 A2 DTD 09/01/2024 4.508% 07/01/2029	3137HFNZ4	300,000.00	AA+	Aaa	10/22/24	10/25/24	300,445.31	4.47	1,127.00	300,415.28	301,425.30
FHMS K526 A2 DTD 08/01/2024 4.543% 07/01/2029	3137HDXL9	305,000.00	AA+	Aaa	08/07/24	08/15/24	307,852.97	4.33	1,154.68	307,525.15	306,856.23
FHMS K534 AS FLOATING DTD 01/30/2025 4.830% 09/25/2029	3137HJ5Z6	149,939.89	AA+	Aaa	01/23/25	01/30/25	149,939.89	4.82	140.81	149,939.89	149,759.96
FHMS K535 AS FLOATING DTD 02/13/2025 4.836% 10/25/2029	3137HJSF5	299,943.40	AA+	Aaa	02/04/25	02/13/25	299,943.40	4.84	282.03	299,943.40	299,427.80
FHMS K533 AS FLOATING DTD 01/16/2025 4.850% 11/25/2029	3137HHW31	175,000.00	AA+	Aaa	01/07/25	01/16/25	175,000.00	4.93	165.03	175,000.00	174,808.55
FHMS K536 AS FLOATING DTD 02/27/2025 4.853% 11/25/2029	3137HJZZ3	279,992.37	AA+	Aaa	02/20/25	02/27/25	279,992.37	4.82	264.19	279,992.37	279,511.07
FHMS K537 AS FLOATING DTD 03/20/2025 0.572% 01/25/2030	3137HKPG3	215,000.00	AA+	Aaa	03/11/25	03/20/25	215,000.00	0.57	41.00	215,000.00	214,764.79
<b>Security Type Sub-Total</b>		<b>7,272,811.33</b>					<b>7,139,410.46</b>	<b>4.82</b>	<b>20,874.59</b>	<b>7,188,405.54</b>	<b>7,262,514.56</b>

<b>Federal Agency Bond / Note</b>											
FREDDIE MAC (CALLABLE) DTD 10/23/2020 0.650% 10/22/2025	3134GWZV1	500,000.00	AA+	Aaa	08/08/23	08/09/23	455,850.00	4.93	1,435.42	488,809.39	489,667.00
FEDERAL HOME LOAN BANK (CALLABLE) DTD 08/13/2021 1.050% 08/13/2026	3130ANGM6	330,000.00	AA+	Aaa	07/06/23	07/10/23	292,855.20	5.03	462.00	313,580.20	316,822.77





## Managed Account Detail of Securities Held

For the Month Ending March 31, 2025

City of Albany - Albany CA CAMP - [REDACTED]

Security Type/Description Dated Date/Coupon/Maturity	CUSIP	Par	S&P Rating	Moody's Rating	Trade Date	Settle Date	Original Cost	YTM at Cost	Accrued Interest	Amortized Cost	Market Value
Federal Agency Bond / Note											
FEDERAL FARM CREDIT BANK DTD 08/14/2023 4.500% 08/14/2026	3133EPSW6	125,000.00	AA+	Aaa	08/09/23	08/14/23	124,712.50	4.58	734.38	124,868.76	125,837.38
FREDDIE MAC (CALLABLE) DTD 10/28/2020 0.800% 10/28/2026	3134GW6C5	365,000.00	AA+	Aaa	07/13/23	07/14/23	323,901.00	4.52	1,241.00	345,318.30	347,062.44
FEDERAL HOME LOAN BANK (CALLABLE) DTD 03/30/2022 2.750% 03/25/2027	3130ARAB7	345,000.00	AA+	Aaa	07/06/23	07/10/23	320,160.00	4.90	158.13	331,714.79	336,488.51
Security Type Sub-Total		1,665,000.00					1,517,478.70	4.83	4,030.93	1,604,291.44	1,615,878.10
Corporate Note											
WELLS FARGO & COMPANY DTD 10/25/2016 3.000% 10/23/2026	949746SH5	150,000.00	BBB+	A1	07/05/23	07/07/23	139,080.00	5.44	1,975.00	144,825.43	146,644.20
AMERICAN EXPRESS CO (CALLABLE) DTD 11/04/2021 1.650% 11/04/2026	025816CM9	150,000.00	A-	A2	06/18/24	06/20/24	138,070.50	5.26	1,010.63	141,835.61	143,672.10
GOLDMAN SACHS GROUP INC (CALLABLE) DTD 11/16/2016 3.500% 11/16/2026	38145GAH3	175,000.00	BBB+	A2	05/10/24	05/14/24	167,214.25	5.42	2,296.88	169,836.02	172,252.50
MORGAN STANLEY (CALLABLE) DTD 12/10/2020 0.985% 12/10/2026	6174468V4	300,000.00	A-	A1	02/20/25	02/21/25	290,949.00	2.71	911.13	291,494.62	292,547.10
CITIGROUP INC (CALLABLE) DTD 01/28/2021 1.122% 01/28/2027	17327CAM5	305,000.00	BBB+	A3	02/20/25	02/21/25	294,861.80	2.90	598.87	295,431.09	296,201.67
JPMORGAN CHASE & CO (CALLABLE) DTD 02/04/2021 1.040% 02/04/2027	46647PBW5	305,000.00	A	A1	02/20/25	02/21/25	294,697.10	2.83	502.23	295,271.11	296,066.86
BANK OF AMERICA CORP (CALLABLE) DTD 03/11/2021 1.658% 03/11/2027	06051GJQ3	300,000.00	A-	A1	02/20/25	02/21/25	290,562.00	3.25	276.33	291,056.60	291,811.50
HORMEL FOODS CORP (CALLABLE) DTD 03/08/2024 4.800% 03/30/2027	440452AK6	70,000.00	A-	A1	03/05/24	03/08/24	69,932.10	4.84	9.33	69,959.33	70,624.89
GOLDMAN SACHS BANK USA (CALLABLE) DTD 05/21/2024 5.414% 05/21/2027	38151LAG5	65,000.00	A+	A1	05/15/24	05/21/24	65,000.00	5.41	1,270.79	65,000.00	65,601.38



## Managed Account Detail of Securities Held

For the Month Ending March 31, 2025

City of Albany - Albany CA CAMP - [REDACTED]

Security Type/Description Dated Date/Coupon/Maturity	CUSIP	Par	S&P Rating	Moody's Rating	Trade Date	Settle Date	Original Cost	YTM at Cost	Accrued Interest	Amortized Cost	Market Value
Corporate Note											
NATIONAL AUSTRALIA BK/NY DTD 06/11/2024 5.087% 06/11/2027	63253QAJ3	250,000.00	AA-	Aa2	06/04/24	06/11/24	250,392.50	5.03	3,885.90	250,292.93	254,020.75
NATIONAL AUSTRALIA BK/NY DTD 06/11/2024 5.087% 06/11/2027	63253QAJ3	255,000.00	AA-	Aa2	06/04/24	06/11/24	255,357.00	5.04	3,963.62	255,266.32	259,101.17
AMERICAN HONDA FINANCE DTD 07/10/2024 4.900% 07/09/2027	02665WFK2	90,000.00	A-	A3	07/08/24	07/10/24	89,883.90	4.95	1,004.50	89,910.57	90,776.25
AMERICAN HONDA FINANCE DTD 07/10/2024 4.900% 07/09/2027	02665WFK2	150,000.00	A-	A3	08/22/24	08/23/24	152,068.50	4.38	1,674.17	151,654.19	151,293.75
BP CAP MARKETS AMERICA (CALLABLE) DTD 05/17/2024 5.017% 11/17/2027	10373QBY5	170,000.00	A-	A1	05/16/24	05/20/24	170,005.10	5.02	3,174.65	170,004.01	172,687.02
JPMORGAN CHASE & CO (CALLABLE) DTD 01/23/2024 5.040% 01/23/2028	46647PEA0	140,000.00	A	A1	01/16/24	01/23/24	140,000.00	5.04	1,332.80	140,000.00	141,162.28
WELLS FARGO & COMPANY (CALLABLE) DTD 01/24/2025 4.900% 01/24/2028	95000U3R2	40,000.00	BBB+	A1	01/16/25	01/24/25	40,000.00	4.90	364.78	40,000.00	40,212.20
BRISTOL-MYERS SQUIBB CO (CALLABLE) DTD 07/15/2020 3.900% 02/20/2028	110122DE5	90,000.00	A	A2	09/25/24	09/26/24	89,841.60	3.95	399.75	89,864.33	89,116.56
CISCO SYSTEMS INC (CALLABLE) DTD 02/24/2025 4.550% 02/24/2028	17275RBW1	55,000.00	AA-	A1	02/19/25	02/24/25	54,940.60	4.59	257.20	54,942.59	55,430.76
CISCO SYSTEMS INC (CALLABLE) DTD 02/24/2025 4.550% 02/24/2028	17275RBW1	60,000.00	AA-	A1	02/20/25	02/24/25	59,991.60	4.56	280.58	59,991.95	60,469.92
CHEVRON USA INC (CALLABLE) DTD 02/26/2025 4.475% 02/26/2028	166756BB1	260,000.00	AA-	Aa2	02/24/25	02/26/25	260,000.00	4.48	1,131.18	260,000.00	261,629.94
JOHNSON & JOHNSON (CALLABLE) DTD 02/20/2025 4.550% 03/01/2028	478160DH4	65,000.00	AAA	Aaa	02/18/25	02/20/25	64,962.30	4.57	336.83	64,963.66	65,672.88
PACCAR FINANCIAL CORP DTD 03/03/2025 4.550% 03/03/2028	69371RT63	220,000.00	A+	A1	02/20/25	03/03/25	219,865.80	4.57	778.56	219,869.63	221,534.72
JPMORGAN CHASE & CO (CALLABLE) DTD 04/22/2024 5.571% 04/22/2028	46647PEE2	150,000.00	A	A1	04/15/24	04/22/24	150,000.00	5.57	3,690.79	150,000.00	152,943.15





## Managed Account Detail of Securities Held

For the Month Ending March 31, 2025

City of Albany - Albany CA CAMP - [REDACTED]

Security Type/Description Dated Date/Coupon/Maturity	CUSIP	Par	S&P Rating	Moody's Rating	Trade Date	Settle Date	Original Cost	YTM at Cost	Accrued Interest	Amortized Cost	Market Value
Corporate Note											
LOCKHEED MARTIN CORP (CALLABLE) DTD 01/29/2024 4.500% 02/15/2029	539830CC1	175,000.00	A-	A2	03/05/24	03/07/24	172,823.00	4.78	1,006.25	173,251.60	175,386.40
BRISTOL-MYERS SQUIBB CO (CALLABLE) DTD 02/22/2024 4.900% 02/22/2029	110122EF1	85,000.00	A	A2	02/15/24	02/22/24	85,204.85	4.85	451.21	85,162.85	86,410.15
BRISTOL-MYERS SQUIBB CO (CALLABLE) DTD 02/22/2024 4.900% 02/22/2029	110122EF1	110,000.00	A	A2	02/14/24	02/22/24	109,769.00	4.95	583.92	109,815.59	111,824.90
ASTRAZENECA FINANCE LLC (CALLABLE) DTD 02/26/2024 4.850% 02/26/2029	04636NAL7	100,000.00	A+	A1	02/21/24	02/26/24	99,895.00	4.87	471.53	99,916.00	101,387.20
BLACKROCK FUNDING INC (CALLABLE) DTD 03/14/2024 4.700% 03/14/2029	09290DAA9	30,000.00	AA-	Aa3	03/05/24	03/14/24	29,945.70	4.74	66.58	29,956.14	30,429.87
NATIONAL RURAL UTIL COOP (CALLABLE) DTD 05/10/2024 5.150% 06/15/2029	63743HFS6	170,000.00	A-	A2	07/09/24	07/10/24	171,518.10	4.94	2,577.86	171,313.53	173,353.76
HOME DEPOT INC (CALLABLE) DTD 06/25/2024 4.750% 06/25/2029	437076DC3	85,000.00	A	A2	06/17/24	06/25/24	84,451.75	4.90	1,076.67	84,527.61	85,953.45
HOME DEPOT INC (CALLABLE) DTD 06/25/2024 4.750% 06/25/2029	437076DC3	170,000.00	A	A2	06/18/24	06/25/24	169,457.70	4.82	2,153.33	169,533.26	171,906.89
ELI LILLY & CO (CALLABLE) DTD 08/14/2024 4.200% 08/14/2029	532457CQ9	55,000.00	A+	Aa3	08/12/24	08/14/24	54,879.55	4.25	301.58	54,893.58	54,637.06
CATERPILLAR FINL SERVICE DTD 08/16/2024 4.375% 08/16/2029	14913UAQ3	55,000.00	A	A2	08/12/24	08/16/24	54,850.95	4.44	300.78	54,867.93	54,839.24
ACCENTURE CAPITAL INC (CALLABLE) DTD 10/04/2024 4.050% 10/04/2029	00440KAB9	100,000.00	AA-	Aa3	10/01/24	10/04/24	99,825.00	4.09	1,991.25	99,840.91	98,481.30
COOPERAT RABOBANK UA/NY DTD 10/17/2024 4.494% 10/17/2029	21688ABH4	350,000.00	A+	Aa2	10/22/24	10/23/24	348,054.00	4.62	7,165.43	348,209.55	349,045.55
NATIONAL RURAL UTIL COOP (CALLABLE) DTD 02/07/2025 4.950% 02/07/2030	63743HFX5	95,000.00	NR	A2	02/04/25	02/07/25	94,854.65	4.98	705.38	94,858.74	96,107.04
ELI LILLY & CO (CALLABLE) DTD 02/12/2025 4.750% 02/12/2030	532457CV8	125,000.00	A+	Aa3	02/10/25	02/12/25	124,928.75	4.76	808.16	124,930.74	126,798.75



## Managed Account Detail of Securities Held

For the Month Ending March 31, 2025

City of Albany - Albany CA CAMP - [REDACTED]

Security Type/Description Dated Date/Coupon/Maturity	CUSIP	Par	S&P Rating	Moody's Rating	Trade Date	Settle Date	Original Cost	YTM at Cost	Accrued Interest	Amortized Cost	Market Value
<b>Corporate Note</b>											
CISCO SYSTEMS INC (CALLABLE) DTD 02/24/2025 4.750% 02/24/2030	17275RBX9	90,000.00	AA-	A1	02/19/25	02/24/25	89,932.50	4.77	439.38	89,933.88	91,280.07
HERSHEY COMPANY (CALLABLE) DTD 02/24/2025 4.750% 02/24/2030	427866BL1	120,000.00	A	A1	02/19/25	02/24/25	119,788.80	4.79	585.83	119,792.70	121,306.80
CISCO SYSTEMS INC (CALLABLE) DTD 02/24/2025 4.750% 02/24/2030	17275RBX9	210,000.00	AA-	A1	02/20/25	02/24/25	210,138.60	4.74	1,025.21	210,136.23	212,986.83
STATE STREET CORP (CALLABLE) DTD 02/28/2025 4.729% 02/28/2030	857477CW1	220,000.00	A	NR	02/25/25	02/28/25	220,000.00	4.73	905.95	220,000.00	221,035.76
STATE STREET CORP (CALLABLE) DTD 02/28/2025 4.729% 02/28/2030	857477CW1	230,000.00	A	NR	02/26/25	02/28/25	230,213.90	4.71	947.13	230,210.63	231,082.84
JOHNSON & JOHNSON (CALLABLE) DTD 02/20/2025 4.700% 03/01/2030	478160DJ0	235,000.00	AAA	Aaa	03/03/25	03/04/25	238,029.15	4.41	1,257.90	237,987.28	238,771.98
<b>Security Type Sub-Total</b>		<b>6,625,000.00</b>					<b>6,556,236.60</b>	<b>4.48</b>	<b>55,947.83</b>	<b>6,570,608.74</b>	<b>6,624,499.39</b>
<b>Commercial Paper</b>											
BOFA SECURITIES INC DTD 10/07/2024 0.000% 07/03/2025	06054NU33	450,000.00	A-1	NR	10/09/24	10/10/24	435,270.25	4.43	0.00	444,850.12	444,845.70
<b>Security Type Sub-Total</b>		<b>450,000.00</b>					<b>435,270.25</b>	<b>4.43</b>	<b>0.00</b>	<b>444,850.12</b>	<b>444,845.70</b>
<b>Certificate of Deposit</b>											
BANK OF MONTREAL CHICAGO DTD 01/10/2025 4.470% 12/08/2025	06367DNW1	300,000.00	A-1	P-1	01/09/25	01/10/25	300,000.00	4.47	3,017.25	300,000.00	300,090.60
COOPERAT RABOBANK UA/NY DTD 07/20/2023 5.080% 07/17/2026	21684LGS5	325,000.00	A+	Aa2	07/17/23	07/20/23	325,000.00	5.08	3,393.72	325,000.00	330,353.07
NATIXIS NY BRANCH DTD 09/20/2023 5.610% 09/18/2026	63873OP65	250,000.00	A+	A1	09/18/23	09/20/23	250,000.00	5.61	7,596.88	250,000.00	255,105.25
CREDIT AGRICOLE CIB NY DTD 02/05/2024 4.760% 02/01/2027	22536DWD6	250,000.00	A+	A1	02/01/24	02/05/24	250,000.00	4.76	1,818.06	250,000.00	251,344.75



## Managed Account Detail of Securities Held

For the Month Ending March 31, 2025

City of Albany - Albany CA CAMP - [REDACTED]

Security Type/Description Dated Date/Coupon/Maturity	CUSIP	Par	S&P Rating	Moody's Rating	Trade Date	Settle Date	Original Cost	YTM at Cost	Accrued Interest	Amortized Cost	Market Value
Security Type Sub-Total		1,125,000.00					1,125,000.00	4.97	15,825.91	1,125,000.00	1,136,893.67
Bank Note											
MORGAN STANLEY BANK NA (CALLABLE) DTD 01/18/2024 4.952% 01/14/2028	61690U8A1	250,000.00	A+	Aa3	04/30/24	05/03/24	246,395.00	5.39	2,647.94	247,219.39	251,502.75
PNC BANK NA (CALLABLE) DTD 01/22/2018 3.250% 01/22/2028	69353RFJ2	250,000.00	A	A2	07/18/24	07/19/24	236,117.50	5.00	1,557.29	238,704.25	242,104.25
MORGAN STANLEY BANK NA (CALLABLE) DTD 05/30/2024 5.504% 05/26/2028	61690U8B9	250,000.00	A+	Aa3	05/29/24	05/30/24	250,302.50	5.47	4,777.78	250,222.96	254,514.25
Security Type Sub-Total		750,000.00					732,815.00	5.29	8,983.01	736,146.60	748,121.25
Asset-Backed Security											
DTRT 2023-1 A3 DTD 09/27/2023 5.900% 03/15/2027	233868AC2	163,616.80	NR	Aaa	09/20/23	09/27/23	163,614.30	5.90	429.04	163,615.60	164,753.45
BMWOT 2023-A A3 DTD 07/18/2023 5.470% 02/25/2028	05592XAD2	103,833.24	AAA	NR	07/11/23	07/18/23	103,814.85	5.47	94.66	103,821.65	104,515.53
NAROT 2023-B A3 DTD 10/25/2023 5.930% 03/15/2028	65480MAD5	70,000.00	NR	Aaa	10/18/23	10/25/23	69,985.79	5.94	184.49	69,990.15	70,772.31
HART 2023-B A3 DTD 07/19/2023 5.480% 04/17/2028	44933XAD9	140,000.00	AAA	NR	07/11/23	07/19/23	139,993.92	5.48	340.98	139,996.10	141,115.38
ALLYA 2023-1 A3 DTD 07/19/2023 5.460% 05/15/2028	02007WAC2	235,000.00	NR	Aaa	07/11/23	07/19/23	234,959.93	5.48	570.27	234,974.06	236,826.19
WOART 2023-B A3 DTD 04/19/2023 4.660% 05/15/2028	98164OAD0	279,149.04	AAA	NR	08/18/23	08/22/23	274,809.14	5.03	578.15	276,284.66	279,253.16
COMET 2023-A1 A DTD 05/24/2023 4.420% 05/15/2028	14041NGD7	350,000.00	AAA	NR	07/14/23	07/18/23	345,214.84	4.74	687.56	346,903.56	350,117.95
BACCT 2023-A1 A1 DTD 06/16/2023 4.790% 05/15/2028	05522RDG0	350,000.00	AAA	NR	07/14/23	07/18/23	348,796.88	4.87	745.11	349,221.47	351,560.30
WOART 2023-A A3 DTD 02/15/2023 4.830% 05/15/2028	98164JAD6	387,184.11	AAA	NR	08/11/23	08/15/23	382,934.16	5.09	831.16	384,390.57	387,442.36



## Managed Account Detail of Securities Held

For the Month Ending March 31, 2025

City of Albany - Albany CA CAMP - [REDACTED]

Security Type/Description Dated Date/Coupon/Maturity	CUSIP	Par	S&P Rating	Moody's Rating	Trade Date	Settle Date	Original Cost	YTM at Cost	Accrued Interest	Amortized Cost	Market Value
<b>Asset-Backed Security</b>											
COPAR 2023-2 A3 DTD 10/11/2023 5.820% 06/15/2028	14044EAD0	235,000.00	NR	Aaa	10/04/23	10/11/23	234,957.07	5.82	607.87	234,969.83	238,312.56
DCENT 2023-A2 A DTD 06/28/2023 4.930% 06/15/2028	254683CZ6	350,000.00	AAA	Aaa	07/14/23	07/18/23	350,109.38	4.92	766.89	350,071.43	352,411.85
GMCAR 2023-3 A3 DTD 07/19/2023 5.450% 06/16/2028	36267KAD9	135,000.00	AAA	Aaa	07/11/23	07/19/23	134,994.79	5.45	306.56	134,996.59	136,055.84
HAROT 2023-4 A3 DTD 11/08/2023 5.670% 06/21/2028	438123AC5	55,000.00	NR	Aaa	11/01/23	11/08/23	54,990.31	5.67	86.63	54,993.05	55,660.11
FITAT 2023-1 A3 DTD 08/23/2023 5.530% 08/15/2028	31680EAD3	230,000.00	AAA	Aaa	08/15/23	08/23/23	229,985.74	5.53	565.29	229,990.34	232,018.48
GMCAR 2023-4 A3 DTD 10/11/2023 5.780% 08/16/2028	379930AD2	140,000.00	AAA	Aaa	10/03/23	10/11/23	139,971.24	5.78	337.17	139,979.44	141,818.18
CHAIT 2023-A1 A DTD 09/15/2023 5.160% 09/15/2028	161571HT4	260,000.00	AAA	NR	09/07/23	09/15/23	259,927.93	5.17	596.27	259,948.26	262,908.62
HART 2023-C A3 DTD 11/13/2023 5.540% 10/16/2028	44918CAD4	95,000.00	AAA	NR	11/03/23	11/13/23	94,987.51	5.54	233.91	94,990.85	96,239.56
CHAIT 2024-A1 A DTD 01/31/2024 4.600% 01/16/2029	161571HV9	285,000.00	AAA	NR	01/24/24	01/31/24	284,956.59	4.60	582.67	284,966.35	286,544.13
WFCIT 2024-A1 A DTD 03/01/2024 4.940% 02/15/2029	92970QAA3	335,000.00	AAA	Aaa	02/21/24	03/01/24	334,909.08	4.95	735.51	334,928.12	338,936.92
VZMT 2025-3 A1A DTD 03/31/2025 4.510% 03/20/2030	92348KDY6	225,000.00	NR	Aaa	03/25/25	03/31/25	224,990.33	4.51	28.19	224,962.88	225,070.31
<b>Security Type Sub-Total</b>		<b>4,423,783.19</b>					<b>4,408,903.78</b>	<b>5.16</b>	<b>9,308.38</b>	<b>4,413,994.96</b>	<b>4,452,333.19</b>
<b>Managed Account Sub-Total</b>		<b>29,291,594.52</b>					<b>28,572,781.21</b>	<b>4.64</b>	<b>142,500.18</b>	<b>28,800,406.88</b>	<b>29,029,567.62</b>
<b>Joint Powers Authority</b>											
CAMP Pool		664,372.12	AAAm	NR			664,372.12		0.00	664,372.12	664,372.12



## Managed Account Detail of Securities Held

For the Month Ending **March 31, 2025**

City of Albany - Albany CA CAMP - [REDACTED]

Security Type/Description Dated Date/Coupon/Maturity	CUSIP	Par	S&P Rating	Moody's Rating	Trade Date	Settle Date	Original Cost	YTM at Cost	Accrued Interest	Amortized Cost	Market Value
Liquid Sub-Total		664,372.12					664,372.12		0.00	664,372.12	664,372.12
Securities Sub-Total		\$29,955,966.64					\$29,237,153.33	4.64%	\$142,500.18	\$29,464,779.00	\$29,693,939.74
Accrued Interest											\$142,500.18
Total Investments											\$29,836,439.92



## Managed Account Fair Market Value & Analytics

For the Month Ending March 31, 2025

City of Albany - Albany CA CAMP - [REDACTED]

Security Type/Description Dated Date/Coupon/Maturity	CUSIP	Par	Broker	Next Call Date	Market Price	Market Value	Unreal G/L On Cost	Unreal G/L Amort Cost	Effective Duration	YTM at Mkt
<b>U.S. Treasury Bond / Note</b>										
US TREASURY N/B DTD 07/02/2018 2.750% 06/30/2025	912828XZ8	50,000.00	BMO		99.64	49,820.30	1,740.22	69.64	0.25	5.11
US TREASURY N/B DTD 07/02/2018 2.750% 06/30/2025	912828XZ8	325,000.00	MorganSt		99.64	323,831.95	1,180.58	(6.47)	0.25	5.11
US TREASURY N/B DTD 08/17/2015 2.000% 08/15/2025	912828K74	50,000.00	Citigrou		99.15	49,574.20	1,498.03	56.93	0.38	4.39
US TREASURY N/B DTD 09/03/2024 3.750% 08/31/2026	91282CLH2	225,000.00	Nomura		99.67	224,253.00	808.66	460.05	1.37	3.99
US TREASURY N/B DTD 02/15/2024 4.125% 02/15/2027	91282CKA8	425,000.00	Citigrou		100.32	426,377.85	3,104.41	2,907.89	1.79	3.94
US TREASURY N/B DTD 03/15/2024 4.250% 03/15/2027	91282CKE0	200,000.00	Citigrou		100.59	201,179.60	1,078.04	1,088.28	1.86	3.93
US TREASURY N/B DTD 06/30/2020 0.500% 06/30/2027	912828ZV5	390,000.00	MorganSt		92.72	361,618.53	20,840.80	7,370.57	2.20	3.90
US TREASURY N/B DTD 07/15/2024 4.375% 07/15/2027	91282CKZ3	40,000.00	BNP Sec		100.98	40,392.20	337.51	341.72	2.15	3.92
US TREASURY N/B DTD 08/31/2020 0.500% 08/31/2027	91282CAH4	1,140,000.00	WellsFar		92.19	1,050,937.50	26,763.28	2,903.96	2.36	3.91
US TREASURY N/B DTD 09/16/2024 3.375% 09/15/2027	91282CLL3	500,000.00	BMO		98.75	493,750.00	(4,160.16)	(4,497.30)	2.33	3.90
US TREASURY N/B DTD 11/30/2020 0.625% 11/30/2027	91282CAY7	110,000.00	Jefferie		91.75	100,920.71	3,892.98	(265.03)	2.59	3.91
US TREASURY N/B DTD 02/15/2018 2.750% 02/15/2028	9128283W8	800,000.00	SGAS		96.87	774,937.60	625.10	(3,421.68)	2.73	3.90
US TREASURY N/B DTD 08/02/2021 1.000% 07/31/2028	91282CCR0	95,000.00	WellsFar		90.93	86,386.92	983.40	(133.68)	3.22	3.92
US TREASURY N/B DTD 08/31/2023 4.375% 08/31/2028	91282CHX2	500,000.00	Barclays		101.39	506,933.50	3,749.91	4,063.33	3.15	3.93
US TREASURY N/B DTD 09/30/2021 1.250% 09/30/2028	91282CCY5	750,000.00	Nomura		91.29	684,639.00	11,367.52	5,384.25	3.35	3.93
US TREASURY N/B DTD 02/29/2024 4.250% 02/28/2029	91282CKD2	170,000.00	HSBC		101.07	171,826.14	1,235.12	1,283.83	3.57	3.94
US TREASURY N/B DTD 05/02/2022 2.875% 04/30/2029	91282CEM9	75,000.00	Citigrou		95.98	71,982.45	202.18	(109.19)	3.76	3.95





## Managed Account Fair Market Value & Analytics

For the Month Ending March 31, 2025

City of Albany - Albany CA CAMP - [REDACTED]

Security Type/Description Dated Date/Coupon/Maturity	CUSIP	Par	Broker	Next Call Date	Market Price	Market Value	Unreal G/L On Cost	Unreal G/L Amort Cost	Effective Duration	YTM at Mkt
<b>U.S. Treasury Bond / Note</b>										
US TREASURY N/B DTD 05/31/2022 2.750% 05/31/2029	91282CES6	170,000.00	BMO		95.41	162,197.34	4,681.71	2,965.02	3.85	3.95
US TREASURY N/B DTD 05/31/2024 4.500% 05/31/2029	91282CKT7	250,000.00	JPMorgan		102.06	255,146.50	1,123.06	1,373.45	3.73	3.95
US TREASURY N/B DTD 11/30/2022 3.875% 11/30/2029	91282CFY2	55,000.00	WellsFar		99.58	54,770.10	401.74	391.01	4.19	3.97
US TREASURY N/B DTD 11/30/2022 3.875% 11/30/2029	91282CFY2	145,000.00	MorganSt		99.58	144,393.90	2,271.24	2,192.09	4.19	3.97
US TREASURY N/B DTD 01/31/2023 3.500% 01/31/2030	91282CGJ4	375,000.00	WellsFar		97.91	367,148.63	1,626.17	1,489.77	4.39	3.98
<b>Security Type Sub-Total</b>		<b>6,840,000.00</b>				<b>6,603,017.92</b>	<b>85,351.50</b>	<b>25,908.44</b>	<b>2.65</b>	<b>4.00</b>
<b>Municipal Bond / Note</b>										
CA ST UNIV TRUSTEES - DTD 08/09/2023 4.594% 11/01/2027	13077DTD4	140,000.00	Barclays		101.05	141,463.84	1,463.84	1,463.84	2.37	4.18
<b>Security Type Sub-Total</b>		<b>140,000.00</b>				<b>141,463.84</b>	<b>1,463.84</b>	<b>1,463.84</b>	<b>2.37</b>	<b>4.18</b>
<b>Federal Agency Commercial Mortgage-Backed Security</b>										
FHMS K064 A2 DTD 05/01/2017 3.224% 03/01/2027	3137BXOY1	350,000.00	MorganSt		98.09	343,314.65	13,166.21	4,242.96	1.74	4.22
FHMS K065 A2 DTD 07/01/2017 3.243% 04/01/2027	3137F1G44	140,000.00	PNCBank		98.02	137,226.88	5,517.50	1,896.24	1.88	4.20
FHMS K065 A2 DTD 07/01/2017 3.243% 04/01/2027	3137F1G44	195,000.00	MorganSt		98.02	191,137.44	7,281.39	2,385.44	1.88	4.20
FHMS K066 A2 DTD 08/01/2017 3.117% 06/01/2027	3137F2LJ3	310,000.00	CantorFi		97.69	302,830.94	12,932.50	4,516.88	1.97	4.21
FHMS K505 A1 DTD 07/01/2023 4.612% 02/01/2028	3137HACZ7	318,160.99	JPMorgan		100.61	320,114.82	1,960.52	1,958.05	2.05	4.20
FHMS K743 A2 DTD 06/01/2021 1.770% 05/01/2028	3137H14B9	365,000.00	PNCBank		92.74	338,508.30	19,047.75	3,532.57	2.95	4.25
FHMS KJ46 A1 DTD 07/01/2023 4.777% 06/01/2028	3137HAD45	256,621.41	JPMorgan		100.61	258,179.36	1,564.40	1,562.20	2.07	4.37



## Managed Account Fair Market Value & Analytics

For the Month Ending March 31, 2025

City of Albany - Albany CA CAMP - [REDACTED]

Security Type/Description Dated Date/Coupon/Maturity	CUSIP	Par	Broker	Next Call Date	Market Price	Market Value	Unreal G/L On Cost	Unreal G/L Amort Cost	Effective Duration	YTM at Mkt
<b>Federal Agency Commercial Mortgage-Backed Security</b>										
FHMS K505 A2 DTD 07/01/2023 4.819% 06/01/2028	3137HACX2	325,000.00	JPMorgan		101.35	329,381.65	1,135.55	2,252.94	2.86	4.27
FNA 2023-M6 A2 DTD 07/01/2023 4.182% 07/01/2028	3136BODE6	310,441.67	JPMorgan		99.35	308,416.04	3,237.33	1,477.14	2.99	4.34
FHMS KJ47 A1 DTD 09/01/2023 5.272% 08/01/2028	3137HAMN3	158,573.50	JPMorgan		101.85	161,500.14	2,927.43	2,927.13	2.35	4.38
FHMS K506 A2 DTD 09/01/2023 4.650% 08/01/2028	3137HAMH6	325,000.00	WellsFar		100.90	327,940.93	7,748.65	6,375.05	3.00	4.28
FHMS K508 A2 DTD 10/01/2023 4.740% 08/01/2028	3137HAQ74	325,000.00	BMO		101.18	328,848.97	10,978.17	9,040.01	3.02	4.28
FHMS K509 A2 DTD 10/01/2023 4.850% 09/01/2028	3137HAST4	250,000.00	MorganSt		101.52	253,806.75	11,777.50	9,788.83	3.10	4.29
FHMS K507 A2 DTD 09/01/2023 4.800% 09/01/2028	3137HAMS2	300,000.00	BOFAML		101.38	304,140.00	7,725.90	6,778.58	3.06	4.28
FHMS K510 A2 DTD 11/01/2023 5.069% 10/01/2028	3137HB3D4	120,000.00	JPMorgan		102.19	122,631.96	2,978.88	2,891.85	3.13	4.31
FHMS K511 A2 DTD 12/01/2023 4.860% 10/01/2028	3137HB3G7	150,000.00	BOFAML		101.55	152,327.40	2,758.35	2,652.49	3.16	4.31
FHMS K514 A2 DTD 02/01/2024 4.572% 12/01/2028	3137HBLV4	350,000.00	BMO		100.65	352,280.60	7,749.35	6,857.11	3.26	4.31
FHMS K521 AS FLOATING DTD 05/16/2024 4.856% 03/25/2029	3137HCTM4	324,658.63	JPMorgan		99.86	324,194.04	(464.59)	(464.59)	0.07	4.94
FHMS K519 AS FLOATING DTD 04/18/2024 4.824% 03/25/2029	3137HCKO4	334,479.46	WellsFar		99.86	334,004.17	(475.29)	(475.29)	0.07	4.89
FHMS K522 A2 DTD 06/01/2024 4.803% 05/01/2029	3137HDJJ0	340,000.00	MorganSt		101.52	345,175.82	5,176.84	5,175.82	3.57	4.33
FHMS K528 A2 DTD 09/01/2024 4.508% 07/01/2029	3137HFNZ4	300,000.00	MorganSt		100.48	301,425.30	979.99	1,010.02	3.84	4.34
FHMS K526 A2 DTD 08/01/2024 4.543% 07/01/2029	3137HDXL9	305,000.00	BMO		100.61	306,856.23	(996.74)	(668.92)	3.82	4.34
FHMS K534 AS FLOATING DTD 01/30/2025 4.830% 09/25/2029	3137HJ5Z6	149,939.89	MorganSt		99.88	149,759.96	(179.93)	(179.93)	0.07	4.89
FHMS K535 AS FLOATING DTD 02/13/2025 4.836% 10/25/2029	3137HJSF5	299,943.40	WellsFar		99.83	299,427.80	(515.60)	(515.60)	0.07	4.91





## Managed Account Fair Market Value & Analytics

For the Month Ending March 31, 2025

City of Albany - Albany CA CAMP - [REDACTED]

Security Type/Description Dated Date/Coupon/Maturity	CUSIP	Par	Broker	Next Call Date	Market Price	Market Value	Unreal G/L On Cost	Unreal G/L Amort Cost	Effective Duration	YTM at Mkt
<b>Federal Agency Commercial Mortgage-Backed Security</b>										
FHMS K533 AS FLOATING DTD 01/16/2025 4.850% 11/25/2029	3137HHW31	175,000.00	BMO		99.89	174,808.55	(191.45)	(191.45)	0.07	4.92
FHMS K536 AS FLOATING DTD 02/27/2025 4.853% 11/25/2029	3137HJZZ3	279,992.37	JPMorgan		99.83	279,511.07	(481.30)	(481.30)	0.07	4.91
FHMS K537 AS FLOATING DTD 03/20/2025 0.572% 01/25/2030	3137HKPG3	215,000.00	MorganSt		99.89	214,764.79	(235.21)	(235.21)	0.07	4.92
<b>Security Type Sub-Total</b>		<b>7,272,811.33</b>				<b>7,262,514.56</b>	<b>123,104.10</b>	<b>74,109.02</b>	<b>2.15</b>	<b>4.44</b>
<b>Federal Agency Bond / Note</b>										
FREDDIE MAC (CALLABLE) DTD 10/23/2020 0.650% 10/22/2025	3134GWZV1	500,000.00	KEYB	04/22/25	97.93	489,667.00	33,817.00	857.61	0.55	4.45
FEDERAL HOME LOAN BANK (CALLABLE) DTD 08/13/2021 1.050% 08/13/2026	3130ANGM6	330,000.00	INTL_FC	04/13/25	96.01	316,822.77	23,967.57	3,242.57	1.32	4.08
FEDERAL FARM CREDIT BANK DTD 08/14/2023 4.500% 08/14/2026	3133EPSW6	125,000.00	DAIW		100.67	125,837.38	1,124.88	968.62	1.31	4.00
FREDDIE MAC (CALLABLE) DTD 10/28/2020 0.800% 10/28/2026	3134GW6C5	365,000.00	PNCBank	04/28/25	95.09	347,062.44	23,161.44	1,744.14	1.51	4.05
FEDERAL HOME LOAN BANK (CALLABLE) DTD 03/30/2022 2.750% 03/25/2027	3130ARAB7	345,000.00	INTL_FC	04/25/25	97.53	336,488.51	16,328.51	4,773.72	1.66	4.06
<b>Security Type Sub-Total</b>		<b>1,665,000.00</b>				<b>1,615,878.10</b>	<b>98,399.40</b>	<b>11,586.66</b>	<b>1.20</b>	<b>4.18</b>
<b>Corporate Note</b>										
WELLS FARGO & COMPANY DTD 10/25/2016 3.000% 10/23/2026	949746SH5	150,000.00	WellsFar		97.76	146,644.20	7,564.20	1,818.77	1.49	4.49
AMERICAN EXPRESS CO (CALLABLE) DTD 11/04/2021 1.650% 11/04/2026	025816CM9	150,000.00	WellsFar	10/04/26	95.78	143,672.10	5,601.60	1,836.49	1.53	4.40
GOLDMAN SACHS GROUP INC (CALLABLE) DTD 11/16/2016 3.500% 11/16/2026	38145GAH3	175,000.00	BOFAML	11/16/25	98.43	172,252.50	5,038.25	2,416.48	1.36	4.50
MORGAN STANLEY (CALLABLE) DTD 12/10/2020 0.985% 12/10/2026	6174468V4	300,000.00	Barclays	12/10/25	97.52	292,547.10	1,598.10	1,052.48	0.68	4.91
CITIGROUP INC (CALLABLE) DTD 01/28/2021 1.122% 01/28/2027	17327CAM5	305,000.00	Barclays	01/28/26	97.12	296,201.67	1,339.87	770.58	0.82	4.93



## Managed Account Fair Market Value & Analytics

For the Month Ending March 31, 2025

City of Albany - Albany CA CAMP - [REDACTED]

Security Type/Description Dated Date/Coupon/Maturity	CUSIP	Par	Broker	Next Call Date	Market Price	Market Value	Unreal G/L On Cost	Unreal G/L Amort Cost	Effective Duration	YTM at Mkt
<b>Corporate Note</b>										
JPMORGAN CHASE & CO (CALLABLE) DTD 02/04/2021 1.040% 02/04/2027	46647PBW5	305,000.00	Barclays	02/04/26	97.07	296,066.86	1,369.76	795.75	0.83	4.81
BANK OF AMERICA CORP (CALLABLE) DTD 03/11/2021 1.658% 03/11/2027	06051GJQ3	300,000.00	HSBC	03/11/26	97.27	291,811.50	1,249.50	754.90	0.92	4.95
HORMEL FOODS CORP (CALLABLE) DTD 03/08/2024 4.800% 03/30/2027	440452AK6	70,000.00	WellsFar	02/28/27	100.89	70,624.89	692.79	665.56	1.84	4.36
GOLDMAN SACHS BANK USA (CALLABLE) DTD 05/21/2024 5.414% 05/21/2027	38151LAG5	65,000.00	GoldmanS	05/21/26	100.93	65,601.38	601.38	601.38	1.08	4.83
NATIONAL AUSTRALIA BK/NY DTD 06/11/2024 5.087% 06/11/2027	63253QAJ3	250,000.00	MUFG		101.61	254,020.75	3,628.25	3,727.82	2.03	4.30
NATIONAL AUSTRALIA BK/NY DTD 06/11/2024 5.087% 06/11/2027	63253QAJ3	255,000.00	SEEL		101.61	259,101.17	3,744.17	3,834.85	2.03	4.30
AMERICAN HONDA FINANCE DTD 07/10/2024 4.900% 07/09/2027	02665WFK2	90,000.00	Barclays		100.86	90,776.25	892.35	865.68	2.11	4.51
AMERICAN HONDA FINANCE DTD 07/10/2024 4.900% 07/09/2027	02665WFK2	150,000.00	Deutsche		100.86	151,293.75	(774.75)	(360.44)	2.11	4.51
BP CAP MARKETS AMERICA (CALLABLE) DTD 05/17/2024 5.017% 11/17/2027	10373QBY5	170,000.00	BNP Sec	10/17/27	101.58	172,687.02	2,681.92	2,683.01	2.35	4.39
JPMORGAN CHASE & CO (CALLABLE) DTD 01/23/2024 5.040% 01/23/2028	46647PEA0	140,000.00	JPMorgan	01/23/27	100.83	141,162.28	1,162.28	1,162.28	1.70	4.90
WELLS FARGO & COMPANY (CALLABLE) DTD 01/24/2025 4.900% 01/24/2028	95000U3R2	40,000.00	WellsFar	01/24/27	100.53	40,212.20	212.20	212.20	1.73	4.82
BRISTOL-MYERS SQUIBB CO (CALLABLE) DTD 07/15/2020 3.900% 02/20/2028	110122DE5	90,000.00	FifthThi	11/20/27	99.02	89,116.56	(725.04)	(747.77)	2.59	4.23
CISCO SYSTEMS INC (CALLABLE) DTD 02/24/2025 4.550% 02/24/2028	17275RBW1	55,000.00	GoldmanS	01/24/28	100.78	55,430.76	490.16	488.17	2.64	4.25
CISCO SYSTEMS INC (CALLABLE) DTD 02/24/2025 4.550% 02/24/2028	17275RBW1	60,000.00	Deutsche	01/24/28	100.78	60,469.92	478.32	477.97	2.64	4.25
CHEVRON USA INC (CALLABLE) DTD 02/26/2025 4.475% 02/26/2028	166756BB1	260,000.00	JPMorgan	01/26/28	100.63	261,629.94	1,629.94	1,629.94	2.65	4.23
JOHNSON & JOHNSON (CALLABLE) DTD 02/20/2025 4.550% 03/01/2028	478160DH4	65,000.00	JPMorgan	02/01/28	101.04	65,672.88	710.58	709.22	2.65	4.16
PACCAR FINANCIAL CORP DTD 03/03/2025 4.550% 03/03/2028	69371RT63	220,000.00	JPMorgan		100.70	221,534.72	1,668.92	1,665.09	2.70	4.27



## Managed Account Fair Market Value & Analytics

For the Month Ending March 31, 2025

City of Albany - Albany CA CAMP - [REDACTED]

Security Type/Description Dated Date/Coupon/Maturity	CUSIP	Par	Broker	Next Call Date	Market Price	Market Value	Unreal G/L On Cost	Unreal G/L Amort Cost	Effective Duration	YTM at Mkt
<b>Corporate Note</b>										
JPMORGAN CHASE & CO (CALLABLE) DTD 04/22/2024 5.571% 04/22/2028	46647PEE2	150,000.00	JPMorgan	04/22/27	101.96	152,943.15	2,943.15	2,943.15	1.89	4.80
LOCKHEED MARTIN CORP (CALLABLE) DTD 01/29/2024 4.500% 02/15/2029	539830CC1	175,000.00	JPMorgan	01/15/29	100.22	175,386.40	2,563.40	2,134.80	3.47	4.42
BRISTOL-MYERS SQUIBB CO (CALLABLE) DTD 02/22/2024 4.900% 02/22/2029	110122EF1	85,000.00	JPMorgan	01/22/29	101.66	86,410.15	1,205.30	1,247.30	3.46	4.42
BRISTOL-MYERS SQUIBB CO (CALLABLE) DTD 02/22/2024 4.900% 02/22/2029	110122EF1	110,000.00	Citigrou	01/22/29	101.66	111,824.90	2,055.90	2,009.31	3.46	4.42
ASTRAZENECA FINANCE LLC (CALLABLE) DTD 02/26/2024 4.850% 02/26/2029	04636NAL7	100,000.00	Citigrou	01/26/29	101.39	101,387.20	1,492.20	1,471.20	3.48	4.45
BLACKROCK FUNDING INC (CALLABLE) DTD 03/14/2024 4.700% 03/14/2029	09290DAA9	30,000.00	Citigrou	02/14/29	101.43	30,429.87	484.17	473.73	3.53	4.32
NATIONAL RURAL UTIL COOP (CALLABLE) DTD 05/10/2024 5.150% 06/15/2029	63743HFS6	170,000.00	JPMorgan	05/15/29	101.97	173,353.76	1,835.66	2,040.23	3.66	4.62
HOME DEPOT INC (CALLABLE) DTD 06/25/2024 4.750% 06/25/2029	437076DC3	85,000.00	MorganSt	05/25/29	101.12	85,953.45	1,501.70	1,425.84	3.72	4.45
HOME DEPOT INC (CALLABLE) DTD 06/25/2024 4.750% 06/25/2029	437076DC3	170,000.00	HSBC	05/25/29	101.12	171,906.89	2,449.19	2,373.63	3.72	4.45
ELI LILLY & CO (CALLABLE) DTD 08/14/2024 4.200% 08/14/2029	532457CQ9	55,000.00	MorganSt	07/14/29	99.34	54,637.06	(242.49)	(256.52)	3.90	4.35
CATERPILLAR FINL SERVICE DTD 08/16/2024 4.375% 08/16/2029	14913UAQ3	55,000.00	BOFAML		99.71	54,839.24	(11.71)	(28.69)	3.92	4.46
ACCENTURE CAPITAL INC (CALLABLE) DTD 10/04/2024 4.050% 10/04/2029	00440KAB9	100,000.00	JPMorgan	09/04/29	98.48	98,481.30	(1,343.70)	(1,359.61)	3.97	4.44
COOPERAT RABOBANK UA/NY DTD 10/17/2024 4.494% 10/17/2029	21688ABH4	350,000.00	RBS		99.73	349,045.55	991.55	836.00	3.99	4.55
NATIONAL RURAL UTIL COOP (CALLABLE) DTD 02/07/2025 4.950% 02/07/2030	63743HFX5	95,000.00	RBC Capi	01/07/30	101.17	96,107.04	1,252.39	1,248.30	4.22	4.69
ELI LILLY & CO (CALLABLE) DTD 02/12/2025 4.750% 02/12/2030	532457CV8	125,000.00	GoldmanS	01/12/30	101.44	126,798.75	1,870.00	1,868.01	4.26	4.41
CISCO SYSTEMS INC (CALLABLE) DTD 02/24/2025 4.750% 02/24/2030	17275RBX9	90,000.00	WellsFar	01/24/30	101.42	91,280.07	1,347.57	1,346.19	4.29	4.45
HERSHEY COMPANY (CALLABLE) DTD 02/24/2025 4.750% 02/24/2030	427866BL1	120,000.00	JPMorgan	01/24/30	101.09	121,306.80	1,518.00	1,514.10	4.29	4.48



## Managed Account Fair Market Value & Analytics

For the Month Ending March 31, 2025

City of Albany - Albany CA CAMP - [REDACTED]

Security Type/Description Dated Date/Coupon/Maturity	CUSIP	Par	Broker	Next Call Date	Market Price	Market Value	Unreal G/L On Cost	Unreal G/L Amort Cost	Effective Duration	YTM at Mkt
<b>Corporate Note</b>										
CISCO SYSTEMS INC (CALLABLE) DTD 02/24/2025 4.750% 02/24/2030	17275RBX9	210,000.00	CIDLY	01/24/30	101.42	212,986.83	2,848.23	2,850.60	4.29	4.45
STATE STREET CORP (CALLABLE) DTD 02/28/2025 4.729% 02/28/2030	857477CW1	220,000.00	GoldmanS	01/28/30	100.47	221,035.76	1,035.76	1,035.76	4.30	4.63
STATE STREET CORP (CALLABLE) DTD 02/28/2025 4.729% 02/28/2030	857477CW1	230,000.00	CIDLY	01/28/30	100.47	231,082.84	868.94	872.21	4.30	4.63
JOHNSON & JOHNSON (CALLABLE) DTD 02/20/2025 4.700% 03/01/2030	478160DJ0	235,000.00	JANE	02/01/30	101.61	238,771.98	742.83	784.70	4.31	4.33
<b>Security Type Sub-Total</b>		<b>6,625,000.00</b>				<b>6,624,499.39</b>	<b>68,262.79</b>	<b>53,890.65</b>	<b>2.67</b>	<b>4.54</b>
<b>Commercial Paper</b>										
BOFA SECURITIES INC DTD 10/07/2024 0.000% 07/03/2025	06054NU33	450,000.00	BOFAML		98.85	444,845.70	9,575.45	(4.42)	0.25	4.60
<b>Security Type Sub-Total</b>		<b>450,000.00</b>				<b>444,845.70</b>	<b>9,575.45</b>	<b>(4.42)</b>	<b>0.25</b>	<b>4.60</b>
<b>Certificate of Deposit</b>										
BANK OF MONTREAL CHICAGO DTD 01/10/2025 4.470% 12/08/2025	06367DNW1	300,000.00	BMO		100.03	300,090.60	90.60	90.60	0.68	4.36
COOPERAT RABOBANK UA/NY DTD 07/20/2023 5.080% 07/17/2026	21684LGS5	325,000.00	RABO UA		101.65	330,353.07	5,353.07	5,353.07	1.23	3.77
NATIXIS NY BRANCH DTD 09/20/2023 5.610% 09/18/2026	63873QP65	250,000.00	WellsFar		102.04	255,105.25	5,105.25	5,105.25	1.38	4.10
CREDIT AGRICOLE CIB NY DTD 02/05/2024 4.760% 02/01/2027	22536DWD6	250,000.00	CRAG		100.54	251,344.75	1,344.75	1,344.75	1.76	4.39
<b>Security Type Sub-Total</b>		<b>1,125,000.00</b>				<b>1,136,893.67</b>	<b>11,893.67</b>	<b>11,893.67</b>	<b>1.24</b>	<b>4.14</b>
<b>Bank Note</b>										
MORGAN STANLEY BANK NA (CALLABLE) DTD 01/18/2024 4.952% 01/14/2028	61690U8A1	250,000.00	Deutsche	01/14/27	100.60	251,502.75	5,107.75	4,283.36	1.68	4.87
PNC BANK NA (CALLABLE) DTD 01/22/2018 3.250% 01/22/2028	69353RFJ2	250,000.00	Citigrou	12/23/27	96.84	242,104.25	5,986.75	3,400.00	2.61	4.44



## Managed Account Fair Market Value & Analytics

For the Month Ending March 31, 2025

City of Albany - Albany CA CAMP - [REDACTED]

Security Type/Description Dated Date/Coupon/Maturity	CUSIP	Par	Broker	Next Call Date	Market Price	Market Value	Unreal G/L On Cost	Unreal G/L Amort Cost	Effective Duration	YTM at Mkt
<b>Bank Note</b>										
MORGAN STANLEY BANK NA (CALLABLE) DTD 05/30/2024 5.504% 05/26/2028	61690U8B9	250,000.00	BOFAML	05/26/27	101.81	254,514.25	4,211.75	4,291.29	1.98	4.80
<b>Security Type Sub-Total</b>		<b>750,000.00</b>				<b>748,121.25</b>	<b>15,306.25</b>	<b>11,974.65</b>	<b>2.08</b>	<b>4.71</b>
<b>Asset-Backed Security</b>										
DTRT 2023-1 A3 DTD 09/27/2023 5.900% 03/15/2027	233868AC2	163,616.80	BOFAML		100.69	164,753.45	1,139.15	1,137.85	0.56	4.69
BMWOT 2023-A A3 DTD 07/18/2023 5.470% 02/25/2028	05592XAD2	103,833.24	TD Secur		100.66	104,515.53	700.68	693.88	0.73	4.61
NAROT 2023-B A3 DTD 10/25/2023 5.930% 03/15/2028	65480MAD5	70,000.00	MIZU		101.10	70,772.31	786.52	782.16	0.88	4.73
HART 2023-B A3 DTD 07/19/2023 5.480% 04/17/2028	44933XAD9	140,000.00	Barclays		100.80	141,115.38	1,121.46	1,119.28	0.85	4.59
ALLYA 2023-1 A3 DTD 07/19/2023 5.460% 05/15/2028	02007WAC2	235,000.00	BOFAML		100.78	236,826.19	1,866.26	1,852.13	0.86	4.59
WOART 2023-B A3 DTD 04/19/2023 4.660% 05/15/2028	98164QAD0	279,149.04	WellsFar		100.04	279,253.16	4,444.02	2,968.50	0.66	4.62
COMET 2023-A1 A DTD 05/24/2023 4.420% 05/15/2028	14041NGD7	350,000.00	SUMITR		100.03	350,117.95	4,903.11	3,214.39	1.07	4.44
BACCT 2023-A1 A1 DTD 06/16/2023 4.790% 05/15/2028	05522RDG0	350,000.00	SUMITR		100.45	351,560.30	2,763.42	2,338.83	1.07	4.41
WOART 2023-A A3 DTD 02/15/2023 4.830% 05/15/2028	98164JAD6	387,184.11	BNPPSA		100.07	387,442.36	4,508.20	3,051.79	0.59	4.75
COPAR 2023-2 A3 DTD 10/11/2023 5.820% 06/15/2028	14044EAD0	235,000.00	BOFAML		101.41	238,312.56	3,355.49	3,342.73	1.08	4.57
DCENT 2023-A2 A DTD 06/28/2023 4.930% 06/15/2028	254683CZ6	350,000.00	SUMITR		100.69	352,411.85	2,302.47	2,340.42	1.15	4.37
GMCAR 2023-3 A3 DTD 07/19/2023 5.450% 06/16/2028	36267KAD9	135,000.00	WellsFar		100.78	136,055.84	1,061.05	1,059.25	0.88	4.60
HAROT 2023-4 A3 DTD 11/08/2023 5.670% 06/21/2028	438123AC5	55,000.00	JPMorgan		101.20	55,660.11	669.80	667.06	1.08	4.61
FITAT 2023-1 A3 DTD 08/23/2023 5.530% 08/15/2028	31680EAD3	230,000.00	JPMorgan		100.88	232,018.48	2,032.74	2,028.14	0.90	4.57





## Managed Account Fair Market Value & Analytics

For the Month Ending March 31, 2025

City of Albany - Albany CA CAMP - [REDACTED]

Security Type/Description Dated Date/Coupon/Maturity	CUSIP	Par	Broker	Next Call Date	Market Price	Market Value	Unreal G/L On Cost	Unreal G/L Amort Cost	Effective Duration	YTM at Mkt
<b>Asset-Backed Security</b>										
GMCAR 2023-4 A3 DTD 10/11/2023 5.780% 08/16/2028	379930AD2	140,000.00	SUMITR		101.30	141,818.18	1,846.94	1,838.74	1.02	4.55
CHAIT 2023-A1 A DTD 09/15/2023 5.160% 09/15/2028	161571HT4	260,000.00	JPMorgan		101.12	262,908.62	2,980.69	2,960.36	1.38	4.39
HART 2023-C A3 DTD 11/13/2023 5.540% 10/16/2028	44918CAD4	95,000.00	BNPPSA		101.30	96,239.56	1,252.05	1,248.71	1.17	4.43
CHAIT 2024-A1 A DTD 01/31/2024 4.600% 01/16/2029	161571HV9	285,000.00	JPMorgan		100.54	286,544.13	1,587.54	1,577.78	1.69	4.32
WFCIT 2024-A1 A DTD 03/01/2024 4.940% 02/15/2029	92970QAA3	335,000.00	WellsFar		101.18	338,936.92	4,027.84	4,008.80	1.76	4.31
VZMT 2025-3 A1A DTD 03/31/2025 4.510% 03/20/2030	92348KDY6	225,000.00	BOFAML		100.03	225,070.31	79.98	107.43	2.36	4.57
<b>Security Type Sub-Total</b>		<b>4,423,783.19</b>				<b>4,452,333.19</b>	<b>43,429.41</b>	<b>38,338.23</b>	<b>1.12</b>	<b>4.51</b>
<b>Managed Account Sub-Total</b>		<b>29,291,594.52</b>				<b>29,029,567.62</b>	<b>456,786.41</b>	<b>229,160.74</b>	<b>2.11</b>	<b>4.35</b>
<b>Joint Powers Authority</b>										
CAMP Pool		664,372.12			1.00	664,372.12	0.00	0.00	0.00	
<b>Liquid Sub-Total</b>		<b>664,372.12</b>				<b>664,372.12</b>	<b>0.00</b>	<b>0.00</b>	<b>0.00</b>	
<b>Securities Sub-Total</b>		<b>\$29,955,966.64</b>				<b>\$29,693,939.74</b>	<b>\$456,786.41</b>	<b>\$229,160.74</b>	<b>2.11</b>	<b>4.35%</b>
<b>Accrued Interest</b>						<b>\$142,500.18</b>				
<b>Total Investments</b>						<b>\$29,836,439.92</b>				



## Managed Account Security Transactions & Interest

For the Month Ending March 31, 2025

City of Albany - Albany CA CAMP - [REDACTED]

Transaction Type		Security Description	CUSIP	Par	Principal	Accrued	Total	Realized G/L	Realized G/L	Sale
Trade	Settle				Proceeds	Interest		Cost	Amort Cost	Method
BUY										
02/20/25	03/03/25	PACCAR FINANCIAL CORP	69371RT63	220,000.00	(219,865.80)	0.00	(219,865.80)			
		DTD 03/03/2025 4.550% 03/03/2028								
03/03/25	03/04/25	JOHNSON & JOHNSON (CALLABLE)	478160DJ0	235,000.00	(238,029.15)	(429.53)	(238,458.68)			
		DTD 02/20/2025 4.700% 03/01/2030								
03/03/25	03/04/25	US TREASURY N/B	91282CGJ4	375,000.00	(365,522.46)	(1,160.22)	(366,682.68)			
		DTD 01/31/2023 3.500% 01/31/2030								
03/11/25	03/20/25	FHMS K537 AS FLOATING	3137HKPG3	215,000.00	(215,000.00)	0.00	(215,000.00)			
		DTD 03/20/2025 0.572% 01/25/2030								
03/25/25	03/31/25	VZMT 2025-3 A1A	92348KDY6	225,000.00	(224,990.33)	0.00	(224,990.33)			
		DTD 03/31/2025 4.510% 03/20/2030								

Transaction Type Sub-Total				1,270,000.00	(1,263,407.74)	(1,589.75)	(1,264,997.49)			
----------------------------	--	--	--	--------------	----------------	------------	----------------	--	--	--

<b>INTEREST</b>										
03/01/25	03/25/25	FHMS K735 A2 DTD 07/01/2019 2.862% 05/01/2026	3137FMU67		0.00	1,582.50	1,582.50			
03/01/25	03/25/25	FHMS K506 A2 DTD 09/01/2023 4.650% 08/01/2028	3137HAMH6		0.00	1,259.38	1,259.38			
03/01/25	03/25/25	FHMS K514 A2 DTD 02/01/2024 4.572% 12/01/2028	3137HBLV4		0.00	1,333.50	1,333.50			
03/01/25	03/25/25	FHMS K743 A2 DTD 06/01/2021 1.770% 05/01/2028	3137H14B9		0.00	538.38	538.38			
03/01/25	03/25/25	FNA 2023-M6 A2 DTD 07/01/2023 4.182% 07/01/2028	3136BODE6		0.00	1,081.79	1,081.79			
03/01/25	03/25/25	FHMS K528 A2 DTD 09/01/2024 4.508% 07/01/2029	3137HFNZ4		0.00	1,127.00	1,127.00			
03/01/25	03/25/25	FHMS KJ46 A1 DTD 07/01/2023 4.777% 06/01/2028	3137HAD45		0.00	1,022.85	1,022.85			
03/01/25	03/25/25	FHMS K066 A2 DTD 08/01/2017 3.117% 06/01/2027	3137F2LJ3		0.00	805.23	805.23			
03/01/25	03/25/25	FHMS KJ47 A1 DTD 09/01/2023 5.272% 08/01/2028	3137HAMN3		0.00	699.49	699.49			
03/01/25	03/25/25	FHMS K507 A2 DTD 09/01/2023 4.800% 09/01/2028	3137HAMS2		0.00	1,200.00	1,200.00			



## Managed Account Security Transactions & Interest

For the Month Ending March 31, 2025

City of Albany - Albany CA CAMP - [REDACTED]

Transaction Type		Security Description	CUSIP	Par	Principal	Accrued	Total	Realized G/L	Realized G/L	Sale
Trade	Settle				Proceeds	Interest		Cost	Amort Cost	Method
INTEREST										
03/01/25	03/25/25	FHMS K064 A2	3137BXOY1		0.00	940.33	940.33			
		DTD 05/01/2017 3.224% 03/01/2027								
03/01/25	03/25/25	FHMS K505 A2	3137HACX2		0.00	1,305.15	1,305.15			
		DTD 07/01/2023 4.819% 06/01/2028								
03/01/25	03/25/25	FHMS K511 A2	3137HB3G7		0.00	607.50	607.50			
		DTD 12/01/2023 4.860% 10/01/2028								
03/01/25	03/25/25	FHMS K508 A2	3137HAQ74		0.00	1,283.75	1,283.75			
		DTD 10/01/2023 4.740% 08/01/2028								
03/01/25	03/25/25	FHMS K522 A2	3137HDJJ0		0.00	1,360.85	1,360.85			
		DTD 06/01/2024 4.803% 05/01/2029								
03/01/25	03/25/25	FHMS K065 A2	3137F1G44		0.00	905.34	905.34			
		DTD 07/01/2017 3.243% 04/01/2027								
03/01/25	03/25/25	FHMS K510 A2	3137HB3D4		0.00	506.90	506.90			
		DTD 11/01/2023 5.069% 10/01/2028								
03/01/25	03/25/25	FHMS K526 A2	3137HDXL9		0.00	1,154.68	1,154.68			
		DTD 08/01/2024 4.543% 07/01/2029								
03/01/25	03/25/25	FHMS K509 A2	3137HAST4		0.00	1,010.42	1,010.42			
		DTD 10/01/2023 4.850% 09/01/2028								
03/01/25	03/25/25	FHMS K505 A1	3137HACZ7		0.00	1,226.38	1,226.38			
		DTD 07/01/2023 4.612% 02/01/2028								
03/11/25	03/11/25	BANK OF AMERICA CORP (CALLABLE)	06051GJO3		0.00	2,487.00	2,487.00			
		DTD 03/11/2021 1.658% 03/11/2027								
03/14/25	03/14/25	BLACKROCK FUNDING INC (CALLABLE)	09290DAA9		0.00	705.00	705.00			
		DTD 03/14/2024 4.700% 03/14/2029								
03/15/25	03/15/25	DTRT 2023-1 A3	233868AC2		0.00	869.02	869.02			
		DTD 09/27/2023 5.900% 03/15/2027								
03/15/25	03/15/25	US TREASURY N/B	91282CLL3		0.00	8,437.50	8,437.50			
		DTD 09/16/2024 3.375% 09/15/2027								
03/15/25	03/15/25	DCENT 2023-A2 A	254683CZ6		0.00	1,437.92	1,437.92			
		DTD 06/28/2023 4.930% 06/15/2028								
03/15/25	03/15/25	HART 2023-B A3	44933XAD9		0.00	639.33	639.33			
		DTD 07/19/2023 5.480% 04/17/2028								
03/15/25	03/15/25	WOART 2023-B A3	98164QAD0		0.00	1,148.96	1,148.96			
		DTD 04/19/2023 4.660% 05/15/2028								





## Managed Account Security Transactions & Interest

For the Month Ending March 31, 2025

City of Albany - Albany CA CAMP - [REDACTED]

Transaction Type		Security Description	CUSIP	Par	Principal	Accrued	Total	Realized G/L	Realized G/L	Sale
Trade	Settle				Proceeds	Interest		Cost	Amort Cost	
INTEREST										
03/15/25	03/15/25	CHAIT 2024-A1 A DTD 01/31/2024 4.600% 01/16/2029	161571HV9		0.00	1,092.50	1,092.50			
03/15/25	03/15/25	COPAR 2023-2 A3 DTD 10/11/2023 5.820% 06/15/2028	14044EAD0		0.00	1,139.75	1,139.75			
03/15/25	03/15/25	US TREASURY N/B DTD 03/15/2024 4.250% 03/15/2027	91282CKE0		0.00	4,250.00	4,250.00			
03/15/25	03/15/25	HART 2023-C A3 DTD 11/13/2023 5.540% 10/16/2028	44918CAD4		0.00	438.58	438.58			
03/15/25	03/15/25	WFCIT 2024-A1 A DTD 03/01/2024 4.940% 02/15/2029	92970QAA3		0.00	1,379.08	1,379.08			
03/15/25	03/15/25	ALLYA 2023-1 A3 DTD 07/19/2023 5.460% 05/15/2028	02007WAC2		0.00	1,069.25	1,069.25			
03/15/25	03/15/25	FITAT 2023-1 A3 DTD 08/23/2023 5.530% 08/15/2028	31680EAD3		0.00	1,059.92	1,059.92			
03/15/25	03/15/25	CHAIT 2023-A1 A DTD 09/15/2023 5.160% 09/15/2028	161571HT4		0.00	1,118.00	1,118.00			
03/15/25	03/15/25	COMET 2023-A1 A DTD 05/24/2023 4.420% 05/15/2028	14041NGD7		0.00	1,289.17	1,289.17			
03/15/25	03/15/25	WOART 2023-A A3 DTD 02/15/2023 4.830% 05/15/2028	98164JAD6		0.00	1,677.86	1,677.86			
03/15/25	03/15/25	BACCT 2023-A1 A1 DTD 06/16/2023 4.790% 05/15/2028	05522RDG0		0.00	1,397.08	1,397.08			
03/15/25	03/15/25	NAROT 2023-B A3 DTD 10/25/2023 5.930% 03/15/2028	65480MAD5		0.00	345.92	345.92			
03/16/25	03/16/25	GMCAR 2023-4 A3 DTD 10/11/2023 5.780% 08/16/2028	379930AD2		0.00	674.33	674.33			
03/16/25	03/16/25	GMCAR 2023-3 A3 DTD 07/19/2023 5.450% 06/16/2028	36267KAD9		0.00	613.13	613.13			
03/21/25	03/21/25	HAROT 2023-4 A3 DTD 11/08/2023 5.670% 06/21/2028	438123AC5		0.00	259.88	259.88			
03/25/25	03/25/25	BMWOT 2023-A A3 DTD 07/18/2023 5.470% 02/25/2028	05592XAD2		0.00	501.42	501.42			
03/25/25	03/25/25	FHMS K534 AS FLOATING DTD 01/30/2025 4.830% 09/25/2029	3137HJ5Z6		0.00	561.57	561.57			



## Managed Account Security Transactions & Interest

For the Month Ending March 31, 2025

City of Albany - Albany CA CAMP - [REDACTED]

Transaction Type		Security Description	CUSIP	Par	Principal Proceeds	Accrued Interest	Total	Realized G/L	Realized G/L	Sale Method
Trade	Settle							Cost	Amort Cost	
INTEREST										
03/25/25	03/25/25	FHMS K519 AS FLOATING DTD 04/18/2024 4.824% 03/25/2029	3137HCKO4		0.00	1,250.29	1,250.29			
03/25/25	03/25/25	FHMS K533 AS FLOATING DTD 01/16/2025 4.850% 11/25/2029	3137HHW31		0.00	659.36	659.36			
03/25/25	03/25/25	FHMS K521 AS FLOATING DTD 05/16/2024 4.856% 03/25/2029	3137HCTM4		0.00	1,223.54	1,223.54			
03/25/25	03/25/25	FEDERAL HOME LOAN BANK (CALLABLE) DTD 03/30/2022 2.750% 03/25/2027	3130ARAB7		0.00	4,743.75	4,743.75			
03/25/25	03/25/25	FHMS K535 AS FLOATING DTD 02/13/2025 4.836% 10/25/2029	3137HJSF5		0.00	1,608.09	1,608.09			
03/25/25	03/25/25	FHMS K536 AS FLOATING DTD 02/27/2025 4.853% 11/25/2029	3137HJZZ3		0.00	975.57	975.57			
03/31/25	03/31/25	US TREASURY N/B DTD 09/30/2021 1.250% 09/30/2028	91282CCY5		0.00	4,687.50	4,687.50			
03/31/25	03/31/25	HORMEL FOODS CORP (CALLABLE) DTD 03/08/2024 4.800% 03/30/2027	440452AK6		0.00	1,680.00	1,680.00			
Transaction Type Sub-Total					0.00	72,371.69	72,371.69			
MATURITY										
03/11/25	03/11/25	PROCTER & GAMBLE CO DTD 07/16/2024 0.000% 03/11/2025	74271TOB2	530,000.00	530,000.00	0.00	530,000.00	17,694.64	0.00	
Transaction Type Sub-Total				530,000.00	530,000.00	0.00	530,000.00	17,694.64	0.00	
PAYDOWNS										
03/01/25	03/25/25	FHMS KJ46 A1 DTD 07/01/2023 4.777% 06/01/2028	3137HAD45	322.12	322.12	0.00	322.12	0.01	0.01	
03/01/25	03/25/25	FHMS KJ47 A1 DTD 09/01/2023 5.272% 08/01/2028	3137HAMN3	642.16	642.16	0.00	642.16	0.00	0.00	
03/01/25	03/25/25	FNA 2023-M6 A2 DTD 07/01/2023 4.182% 07/01/2028	3136BQDE6	2.24	2.24	0.00	2.24	0.04	0.03	
03/01/25	03/25/25	FHMS K735 A2 DTD 07/01/2019 2.862% 05/01/2026	3137FMU67	1,087.72	1,087.72	0.00	1,087.72	59.83	26.59	



## Managed Account Security Transactions & Interest

For the Month Ending March 31, 2025

City of Albany - Albany CA CAMP - [REDACTED]

Transaction Type		Security Description	CUSIP	Par	Principal	Accrued	Total	Realized G/L	Realized G/L	Sale
Trade	Settle				Proceeds	Interest		Cost	Amort Cost	Method
PAYDOWNS										
03/01/25	03/25/25	FHMS K505 A1 DTD 07/01/2023 4.612% 02/01/2028	3137HACZ7	932.11	932.11	0.00	932.11	0.02	0.01	
03/15/25	03/15/25	DTRT 2023-1 A3 DTD 09/27/2023 5.900% 03/15/2027	233868AC2	13,133.75	13,133.75	0.00	13,133.75	0.20	0.10	
03/15/25	03/15/25	WOART 2023-B A3 DTD 04/19/2023 4.660% 05/15/2028	98164QAD0	16,720.04	16,720.04	0.00	16,720.04	259.94	174.01	
03/15/25	03/15/25	WOART 2023-A A3 DTD 02/15/2023 4.830% 05/15/2028	98164JAD6	29,675.54	29,675.54	0.00	29,675.54	325.73	217.16	
03/25/25	03/25/25	FHMS K519 AS FLOATING DTD 04/18/2024 4.824% 03/25/2029	3137HCKO4	122.33	122.33	0.00	122.33	0.00	0.01	
03/25/25	03/25/25	BMWOT 2023-A A3 DTD 07/18/2023 5.470% 02/25/2028	05592XAD2	6,166.76	6,166.76	0.00	6,166.76	1.10	0.69	
03/25/25	03/25/25	FHMS K536 AS FLOATING DTD 02/27/2025 4.853% 11/25/2029	3137HJZZ3	7.63	7.63	0.00	7.63	0.00	0.00	
03/25/25	03/25/25	FHMS K534 AS FLOATING DTD 01/30/2025 4.830% 09/25/2029	3137HJ5Z6	35.87	35.87	0.00	35.87	0.00	0.00	
03/25/25	03/25/25	FHMS K535 AS FLOATING DTD 02/13/2025 4.836% 10/25/2029	3137HJSF5	56.60	56.60	0.00	56.60	0.00	0.00	
03/25/25	03/25/25	FHMS K521 AS FLOATING DTD 05/16/2024 4.856% 03/25/2029	3137HCTM4	81.46	81.46	0.00	81.46	0.00	0.01	
Transaction Type Sub-Total				68,986.33	68,986.33	0.00	68,986.33	646.87	418.62	
SELL										
03/03/25	03/04/25	AMXCA 2023-1 A DTD 06/14/2023 4.870% 05/15/2028	02582JJZ4	350,000.00	352,078.13	899.60	352,977.73	2,447.27	2,322.74	FIFO
03/03/25	03/04/25	FHMS K735 A2 DTD 07/01/2019 2.862% 05/01/2026	3137FMU67	662,434.75	651,152.66	157.99	651,310.65	25,151.82	4,801.35	FIFO
Transaction Type Sub-Total				1,012,434.75	1,003,230.79	1,057.59	1,004,288.38	27,599.09	7,124.09	
Managed Account Sub-Total					338,809.38	71,839.53	410,648.91	45,940.60	7,542.71	
Total Security Transactions					\$338,809.38	\$71,839.53	\$410,648.91	\$45,940.60	\$7,542.71	



## Account Statement

For the Month Ending **March 31, 2025**

City of Albany - Albany CA CAMP - [REDACTED]

Trade Date	Settlement Date	Transaction Description	Share or Unit Price	Dollar Amount of Transaction	Total Shares Owned
<b>CAMP Pool</b>					
<b>Opening Balance</b>					<b>253,318.54</b>
03/03/25	03/03/25	Redemption - Principal 69371RT63	1.00	(219,865.80)	33,452.74
03/04/25	03/04/25	Purchase - Interest 3137FMU67	1.00	158.25	33,610.99
03/04/25	03/04/25	Purchase - Interest 02582JJZ4	1.00	899.60	34,510.59
03/04/25	03/04/25	Purchase - Principal 3137FMU67	1.00	652,221.85	686,732.44
03/04/25	03/04/25	Purchase - Principal 02582JJZ4	1.00	352,078.13	1,038,810.57
03/04/25	03/04/25	Redemption - Principal 91282CGJ4	1.00	(365,522.46)	673,288.11
03/04/25	03/04/25	Redemption - Interest 91282CGJ4	1.00	(1,160.22)	672,127.89
03/04/25	03/04/25	Redemption - Principal 478160DJ0	1.00	(238,029.15)	434,098.74
03/04/25	03/04/25	Redemption - Interest 478160DJ0	1.00	(429.53)	433,669.21
03/11/25	03/11/25	Purchase - Interest 06051GJQ3	1.00	2,487.00	436,156.21
03/11/25	03/11/25	Purchase - Principal 74271TQB2	1.00	530,000.00	966,156.21
03/14/25	03/14/25	Purchase - Interest 09290DAA9	1.00	705.00	966,861.21
03/17/25	03/17/25	Purchase - Interest 91282CKE0	1.00	4,250.00	971,111.21
03/17/25	03/17/25	Purchase - Interest 91282CLL3	1.00	8,437.50	979,548.71
03/17/25	03/17/25	Purchase - Interest 02007WAC2	1.00	1,069.25	980,617.96
03/17/25	03/17/25	Purchase - Interest 05522RDG0	1.00	1,397.08	982,015.04
03/17/25	03/17/25	Purchase - Interest 14041NGD7	1.00	1,289.17	983,304.21
03/17/25	03/17/25	Purchase - Interest 14044EAD0	1.00	1,139.75	984,443.96
03/17/25	03/17/25	Purchase - Interest 161571HT4	1.00	1,118.00	985,561.96
03/17/25	03/17/25	Purchase - Interest 161571HV9	1.00	1,092.50	986,654.46
03/17/25	03/17/25	Purchase - Interest 233868AC2	1.00	869.02	987,523.48



## Account Statement

For the Month Ending **March 31, 2025**

City of Albany - Albany CA CAMP - [REDACTED]

Trade Date	Settlement Date	Transaction Description	Share or Unit Price	Dollar Amount of Transaction	Total Shares Owned
<b>CAMP Pool</b>					
03/17/25	03/17/25	Purchase - Interest 254683CZ6	1.00	1,437.92	988,961.40
03/17/25	03/17/25	Purchase - Interest 31680EAD3	1.00	1,059.92	990,021.32
03/17/25	03/17/25	Purchase - Interest 36267KAD9	1.00	613.13	990,634.45
03/17/25	03/17/25	Purchase - Interest 379930AD2	1.00	674.33	991,308.78
03/17/25	03/17/25	Purchase - Interest 44918CAD4	1.00	438.58	991,747.36
03/17/25	03/17/25	Purchase - Interest 44933XAD9	1.00	639.33	992,386.69
03/17/25	03/17/25	Purchase - Interest 65480MAD5	1.00	345.92	992,732.61
03/17/25	03/17/25	Purchase - Interest 92970QAA3	1.00	1,379.08	994,111.69
03/17/25	03/17/25	Purchase - Interest 98164JAD6	1.00	1,677.86	995,789.55
03/17/25	03/17/25	Purchase - Interest 98164QAD0	1.00	1,148.96	996,938.51
03/17/25	03/17/25	Purchase - Principal 233868AC2	1.00	13,133.75	1,010,072.26
03/17/25	03/17/25	Purchase - Principal 98164JAD6	1.00	29,675.54	1,039,747.80
03/17/25	03/17/25	Purchase - Principal 98164QAD0	1.00	16,720.04	1,056,467.84
03/20/25	03/20/25	Redemption - Principal 3137HKPG3	1.00	(215,000.00)	841,467.84
03/21/25	03/21/25	Purchase - Interest 438123AC5	1.00	259.88	841,727.72
03/25/25	03/25/25	Purchase - Interest 3130ARAB7	1.00	4,743.75	846,471.47
03/25/25	03/25/25	Purchase - Interest 05592XAD2	1.00	501.42	846,972.89
03/25/25	03/25/25	Purchase - Interest 3136BQDE6	1.00	1,081.79	848,054.68
03/25/25	03/25/25	Purchase - Interest 3137BXQY1	1.00	940.33	848,995.01
03/25/25	03/25/25	Purchase - Interest 3137F1G44	1.00	905.34	849,900.35
03/25/25	03/25/25	Purchase - Interest 3137F2LJ3	1.00	805.23	850,705.58
03/25/25	03/25/25	Purchase - Interest 3137FMU67	1.00	1,582.50	852,288.08



## Account Statement

For the Month Ending **March 31, 2025**

City of Albany - Albany CA CAMP - [REDACTED]

Trade Date	Settlement Date	Transaction Description	Share or Unit Price	Dollar Amount of Transaction	Total Shares Owned
<b>CAMP Pool</b>					
03/25/25	03/25/25	Purchase - Interest 3137H14B9	1.00	538.38	852,826.46
03/25/25	03/25/25	Purchase - Interest 3137HACX2	1.00	1,305.15	854,131.61
03/25/25	03/25/25	Purchase - Interest 3137HACZ7	1.00	1,226.38	855,357.99
03/25/25	03/25/25	Purchase - Interest 3137HAD45	1.00	1,022.85	856,380.84
03/25/25	03/25/25	Purchase - Interest 3137HAMH6	1.00	1,259.38	857,640.22
03/25/25	03/25/25	Purchase - Interest 3137HAMN3	1.00	699.49	858,339.71
03/25/25	03/25/25	Purchase - Interest 3137HAMS2	1.00	1,200.00	859,539.71
03/25/25	03/25/25	Purchase - Interest 3137HAQ74	1.00	1,283.75	860,823.46
03/25/25	03/25/25	Purchase - Interest 3137HAST4	1.00	1,010.42	861,833.88
03/25/25	03/25/25	Purchase - Interest 3137HB3D4	1.00	506.90	862,340.78
03/25/25	03/25/25	Purchase - Interest 3137HB3G7	1.00	607.50	862,948.28
03/25/25	03/25/25	Purchase - Interest 3137HBLV4	1.00	1,333.50	864,281.78
03/25/25	03/25/25	Purchase - Interest 3137HCKQ4	1.00	1,250.29	865,532.07
03/25/25	03/25/25	Purchase - Correction to Interest 3137HJ5Z6 from 03/25/2025	1.00	561.57	866,093.64
03/25/25	03/25/25	Purchase - Correction to Interest 3137HJSF5 from 03/25/2025	1.00	1,608.09	867,701.73
03/25/25	03/25/25	Purchase - Correction to Interest 3137HJZZ3 from 03/25/2025	1.00	975.57	868,677.30
03/25/25	03/25/25	Purchase - Interest 3137HCTM4	1.00	1,223.54	869,900.84
03/25/25	03/25/25	Purchase - Interest 3137HDJJ0	1.00	1,360.85	871,261.69
03/25/25	03/25/25	Purchase - Interest 3137HDXL9	1.00	1,154.68	872,416.37
03/25/25	03/25/25	Purchase - Interest 3137HFNZ4	1.00	1,127.00	873,543.37
03/25/25	03/25/25	Purchase - Interest 3137HHW31	1.00	659.36	874,202.73
03/25/25	03/25/25	Purchase - Interest 3137HJ5Z6	1.00	564.76	874,767.49





## Account Statement

For the Month Ending **March 31, 2025**

City of Albany - Albany CA CAMP - [REDACTED]

Trade Date	Settlement Date	Transaction Description	Share or Unit Price	Dollar Amount of Transaction	Total Shares Owned
<b>CAMP Pool</b>					
03/25/25	03/25/25	Purchase - Interest 3137HJSF5	1.00	1,616.13	876,383.62
03/25/25	03/25/25	Purchase - Interest 3137HJZZ3	1.00	980.88	877,364.50
03/25/25	03/25/25	Purchase - Principal 3137HCKQ4	1.00	122.33	877,486.83
03/25/25	03/25/25	Purchase - Principal 3137HAD45	1.00	322.12	877,808.95
03/25/25	03/25/25	Purchase - Principal 3137HAMN3	1.00	642.16	878,451.11
03/25/25	03/25/25	Purchase - Principal 3137HJ5Z6	1.00	35.87	878,486.98
03/25/25	03/25/25	Purchase - Principal 3137HJSF5	1.00	56.60	878,543.58
03/25/25	03/25/25	Purchase - Principal 3137HJZZ3	1.00	7.63	878,551.21
03/25/25	03/25/25	Purchase - Principal 3137FMU67	1.00	1,087.72	879,638.93
03/25/25	03/25/25	Purchase - Principal 3137HCTM4	1.00	81.46	879,720.39
03/25/25	03/25/25	Purchase - Principal 3137HACZ7	1.00	932.11	880,652.50
03/25/25	03/25/25	Purchase - Principal 3136BQDE6	1.00	2.24	880,654.74
03/25/25	03/25/25	Redemption - Reversal of Interest 3137HJ5Z6 from 03/25/2025	1.00	(564.76)	880,089.98
03/25/25	03/25/25	Redemption - Reversal of Interest 3137HJSF5 from 03/25/2025	1.00	(1,616.13)	878,473.85
03/25/25	03/25/25	Redemption - Reversal of Interest 3137HJZZ3 from 03/25/2025	1.00	(980.88)	877,492.97
03/26/25	03/26/25	Purchase-Principal 3137FMU67	1.00	651,152.66	1,528,645.63
03/26/25	03/26/25	Purchase-Interest 3137FMU67	1.00	157.99	1,528,803.62
03/26/25	03/26/25	Purchase-Principal 05592XAD2	1.00	6,166.76	1,534,970.38
03/26/25	03/26/25	Redemption-Principal 3137FMU67	1.00	(652,221.85)	882,748.53
03/26/25	03/26/25	Redemption-Interest 3137FMU67	1.00	(158.25)	882,590.28
03/31/25	03/31/25	Purchase - Interest 440452AK6	1.00	1,680.00	884,270.28
03/31/25	03/31/25	Purchase - Interest 91282CCY5	1.00	4,687.50	888,957.78



## Account Statement

For the Month Ending **March 31, 2025**

City of Albany - Albany CA CAMP - [REDACTED]

Trade Date	Settlement Date	Transaction Description	Share or Unit Price	Dollar Amount of Transaction	Total Shares Owned
<b>CAMP Pool</b>					
03/31/25	03/31/25	Redemption - Principal 92348KDY6	1.00	(224,990.33)	663,967.45
03/31/25	03/31/25	IP Fees February 2025	1.00	(2,172.67)	661,794.78
03/31/25	03/31/25	U.S. Bank Fees January 2025	1.00	(199.80)	661,594.98
03/31/25	04/01/25	Accrual Income Div Reinvestment - Distributions	1.00	2,777.14	664,372.12

**Closing Balance**

**664,372.12**

	Month of March	Fiscal YTD July-March		
<b>Opening Balance</b>	253,318.54	11,266.70	<b>Closing Balance</b>	664,372.12
<b>Purchases</b>	2,333,965.41	25,981,883.07	<b>Average Monthly Balance</b>	732,497.59
<b>Redemptions (Excl. Checks)</b>	(1,922,911.83)	(25,328,777.65)	<b>Monthly Distribution Yield</b>	4.47%
<b>Check Disbursements</b>	0.00	0.00		
<b>Closing Balance</b>	<b>664,372.12</b>	<b>664,372.12</b>		
<b>Cash Dividends and Income</b>	2,777.14	16,173.37		





## Account Statement - Transaction Summary

For the Month Ending **March 31, 2025**

City of Albany - Albany CA Liquidity - [REDACTED]

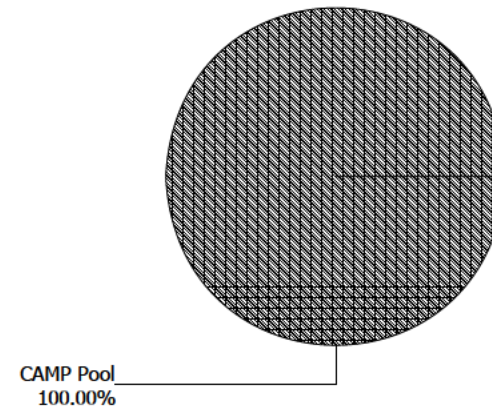
### CAMP Pool

Opening Market Value	7,568,770.51
Purchases	28,726.09
Redemptions	0.00
Unsettled Trades	0.00
Change in Value	0.00
<b>Closing Market Value</b>	<b>\$7,597,496.60</b>
Cash Dividends and Income	28,726.09

### Asset Summary

	<b>March 31, 2025</b>	<b>February 28, 2025</b>
<b>CAMP Pool</b>	7,597,496.60	7,568,770.51
<b>Total</b>	<b>\$7,597,496.60</b>	<b>\$7,568,770.51</b>

### Asset Allocation





## Account Statement

For the Month Ending **March 31, 2025**

City of Albany - Albany CA Liquidity - [REDACTED]

Trade Date	Settlement Date	Transaction Description	Share or Unit Price	Dollar Amount of Transaction	Total Shares Owned
<b>CAMP Pool</b>					
<b>Opening Balance</b>					<b>7,568,770.51</b>
03/31/25	04/01/25	Accrual Income Div Reinvestment - Distributions	1.00	28,726.09	7,597,496.60
<b>Closing Balance</b>					<b>7,597,496.60</b>

	Month of March	Fiscal YTD July-March
<b>Opening Balance</b>	7,568,770.51	0.00
<b>Purchases</b>	28,726.09	11,097,496.60
<b>Redemptions (Excl. Checks)</b>	0.00	(3,500,000.00)
<b>Check Disbursements</b>	0.00	0.00
<b>Closing Balance</b>	<b>7,597,496.60</b>	<b>7,597,496.60</b>
<b>Cash Dividends and Income</b>	28,726.09	97,496.60

<b>Closing Balance</b>	7,597,496.60
<b>Average Monthly Balance</b>	7,569,697.16
<b>Monthly Distribution Yield</b>	4.47%